

**Los Angeles Times / Bloomberg Survey**  
**Press Release – Iowa Caucus and New Hampshire Primary**  
**Release – Analysis and Data Tables**

Field dates: December 20-23 & December 26, 2007  
*(No interviews December 24/25)*

**IOWA AND NEW HAMPSHIRE – CANDIDATES DOWN TO THE WIRE**

With most Christmas presents just about unwrapped and the holiday dinner barely digested in most households, candidates in Iowa and New Hampshire are back at their jobs of working the streets and wringing doorbells to firm up votes from their loyal followers and trying to convince the undecided voters that they are the best candidate for the job. With just days before the Iowa caucus and a few more days after that for the New Hampshire primary, thousands of volunteers from all the major candidates have been in both states for months (and years for some candidates) making sure their voters come out to support their candidate. The one thing, though, that a campaign cannot control is the weather. In gearing up for anything to happen, the Hillary Clinton campaign has bought lots of shovels in case it snows so that they can clear the driveways of their supporters. The campaigns are lining up rides for their voters so that they make the caucus and/or primary. The Barack Obama campaign is targeting universities and the young voters. Especially in Iowa, it is all about turnout. In a recent Iowa State University poll, turnout for the Republican caucuses was projected at 74,000 to 103,000 while the Democrat's gathering was predicted at 130,000 to 175,000. Gallup reports that turnout in NH is roughly 20% to 25% of adults who have voted in Democratic primaries and 25% in Republican primaries. Typical turnout assumptions are that 50%-55% of self-reported Democratic voters and 60% of self-reported Republican voters should turn out. However, some think Democrats will turn out more on January 8<sup>th</sup>.

Most voters in these two states are at an advantage over voters from other states – they have either met a candidate a few times, heard them speak in different venues or even had coffee with them. They had a chance to size up the candidates and are now quietly deciding who to support. In the beginning of the campaign, former North Carolina Senator John Edwards was leading in Iowa (he has campaigned there since losing with John Kerry as Democratic presidential candidates in 2004). Edwards spent an inordinate amount of time in Iowa before the other candidates followed this year. When New York Senator Hillary Clinton and Illinois Senator Barack Obama started campaigning in Iowa, the dynamics changed and now along with Edwards, they are all in a tight race to the finish, according to the new Los Angeles Times/Bloomberg poll. Although no one is clearly in the lead in Iowa, Clinton has a three point advantage over Edwards and a five point advantage over Obama (albeit, within the poll's margin of error). In New Hampshire, where Clinton was the clear frontrunner with more than a two to one lead over Obama and Edwards in a Times/Bloomberg poll in September, her lead has evaporated and she and Obama are now virtually tied with Edwards back in the pack at third place.

The Democrats are more satisfied with the candidates running for the Democratic nominee than Republicans are of their candidates. Virtually all Democrats said they are satisfied with the slate of candidates they have to choose from, while more than seven in 10 Republican voters are pleased with their choices. Voters are also expressing some more certainty of their vote than was shown in a September Times/Bloomberg poll of Iowa caucus goers. Then, almost three-fifths of the Democrats supporting a candidate and more than seven in 10 of Republican voters backing their candidate said they could vote for someone other than the candidate they chose.

Now, in the current poll, Democratic voters in Iowa and New Hampshire and Republicans in Iowa are certain of their candidate. More than four out of 10 Republican voters in NH are uncertain

## IOWA DEMOCRATIC CAUCUS GOERS

If the election were held today, Democratic caucus goers who intend to vote on January 3<sup>rd</sup>, would support Clinton with 29% of the vote, compared to 26% for Obama and 25% for Edwards. Obama increased his support by seven points since the September poll, while Clinton had almost the same share (28%). If the Times/Bloomberg poll looked at a tighter likely voter screen, Obama's support dipped to 22% and Edwards received 25%. Clinton rose slightly to 31%. (For analysis purposes, when voters are referred to, it will refer to Democratic or Republican caucus goers with a high propensity to come out to vote on January 3<sup>rd</sup>.) A tighter likely voter screen includes interest in voting, past voting history (including those too young to vote in the 2004 caucuses) and intention. The table below shows that the undecideds in Iowa have been halved with that group moving toward supporting Obama.

*If the Democratic caucus for president were being held in your state today and the candidates were:*

	<u>Iowa Democratic Voters</u>		<u>Iowa Democratic Likely Voters</u>
	Now	Sept	Now
Hillary Clinton	29%	28%	31%
Barack Obama	26	19	22
John Edwards	25	23	25
Bill Richardson	6	10	7
Joe Biden	4	2	6
Dennis Kucinich	2	2	2
Chris Dodd	1	1	1
D/Know	7	15	6

*Are you certain you are going to vote for that candidate, or is it possible that you might end up voting for somebody else?*

	<u>-----Caucus Voters-----</u>		
	<u>Clinton</u>	<u>Obama</u>	<u>Edwards</u>
Certain	76%	70%	76%
Might vote for someone else	22	28	24

One of the main reasons why voters are supporting their candidate is that they agree with them on most issues followed by healthcare issues and experience. Clinton is the recipient of Democratic voters who cite experience – far outpacing every other candidate. Among voters who cite health care issues, they split their vote between Clinton and Edwards.

*Second choice:* The candidate that is helped by being chosen as second choice is Edwards. Second choice is important in Iowa because of the way the caucuses are configured. Voters in each caucus are in a room to select their candidate. If their candidate does not receive 15% of the vote, then voters move about to other candidate groups to reach a 15% threshold. So, for example, if Chris Dodd's voters do not reach 15%, they are then courted by other candidate groups to get to the 15% threshold. Lots of negotiations go on in these caucuses.

Edwards is the second choice of many Democratic caucus goers (23%). And among the first choice voters who chose Clinton, Delaware Senator Joe Biden, and New Mexico Governor Bill Richardson, the bulk of their second choice support goes to Edwards. Dodd's and Obama's voters split between Clinton and Edwards. Among Edwards first choice voters, they split their vote between Clinton and Obama.

#### *Some Demographics:*

- Women are a big voting bloc and Clinton still maintains a lead with this group. She gets the support of 38% of women voters, while 27% would vote for Obama and 19% for Edwards. Women 45 and over are strongly supporting Clinton (43%), compared to 22% for Edwards and 21% for Obama. Older men are supporting Edwards (31%). However, there is a gender gap, with 32% of male voters backing Edwards with Clinton and Obama splitting the rest of their votes (19% and 24% respectively).
- Nearly two out of five liberal Democrats support Clinton, while a third of moderate to conservative Democrats split their vote between Edwards and Clinton. (In the September Times/Bloomberg poll, Clinton had the backing of moderate Democrats, 34%, compared to 25% for Edwards).
- Voters who are less educated are giving the edge to Clinton, 33%. Edwards receives 27% of their support. Obama gets 22% of support from this group. Clinton's support has remained steady with this group since September, but her rivals have increased their support. In the September poll, Clinton had the support of 33% of voters, but 24% backed Edwards and 16% supported Obama.
- Clinton is doing slightly better among the highly educated than she did back in September. In September she received 20% of the vote from this group and Obama had the support of 25%. Now Obama gets the backing of 33% of this group (25% for Clinton and 21% for Edwards).
- Young Democratic voters are clearly supporting Obama at 39%, compared to roughly a quarter for both Clinton and Edwards. Obama's standing among the younger voter has risen eight points since the September poll. The elderly are splitting their vote between Clinton (36%) and Edwards (33%).

*Any candidate cannot support:* Three out of five Iowa Democratic voters said they could vote for all three of the major candidates running for president – Clinton, Edwards and Obama -- but 7% said they could not vote for any of these three candidates.

### **Issues**

In the September poll, voters were asked which is most important in choosing a candidate for president: The value of experience or the need for new ideas? Then, 45% mentioned new ideas, while 38% thought it was experience. In the current poll, 42% also said new ideas, but less cited experience at 29%. What changed is that a quarter of Democratic voters are saying both are fundamental for them in choosing a president, compared to 14% who said that in September.

*Which of the following is most important to you in choosing a candidate for president: The value of experience or the need for new ideas?*

	-----Voters Who Mention-----		
	<u>Experience</u>	<u>New ideas</u>	<u>Both</u>
Vote for:			
Clinton	51%	11%	40%
Obama	10	41	22
Edwards	16	31	22

Clinton is still thought of as the candidate that has the best chance of beating the Republican candidate in November, as was shown in the September poll. However, while Clinton is thought to have the right experience to be president, Obama is thought of as the candidate more likely to produce new ideas, substantially change the way things are done in Washington and says what he believes rather than says what he thinks voters want to hear. Clinton is thought best on handling the substantive issues -- the economy, health care, foreign trade, the war in Iraq and protecting national security. Edwards and Obama split the issue of who has more honesty and integrity, with Clinton lagging behind in third place. In looking at the personal characteristics Obama wins – his theme of fresh ideas and thinking outside the box appeals to certain kinds of voters. Clinton is the one voters trust with experience to handle issues that are uppermost in their minds and she has mounted a more conventional campaign which helps her with other kinds of voters. One can see from the changing dynamics of Iowa and New Hampshire where Clinton was the frontrunner to the tight race it has become, that voters are having a conversation with themselves as to which kind of candidate would be best for the country. That is why turnout is so important, especially in Iowa. Clinton is campaigning as the change agent, but do voters think that of her or do they think that of Obama? Who will show up to vote – those who want a different kind of a candidate who will substantially shake up Washington, or one that will incrementally change the way things are done in the capital.

The following is a list of issues asked of voters about which candidate they thought would be best at handling them.

	<u>Clinton</u>	<u>Obama</u>	<u>Edwards</u>
Has the right experience	48%	10	21
Best at handling economy	40%	18	27
Best at handling health care	40%	20	28
Best at handling foreign trade	40%	15	24
Best at fighting terrorism	36%	19	21
Best chance of winning in Nov.	34%	22	22
Best at handling war in Iraq	33%	22	23
Has done more negative campaigning	29%	11	12
Substantially change the way things are done in Washington	25%	36	24
Who would be more likely to produce new ideas	21%	46	20
Has more honesty and integrity	21%	30	29
Best at saying what they believe	22%	34	28

*Prepared for the job:* Voters think by far that Clinton is well prepared for the job of president of the United States, while they are not confident about Obama. This opinion has not changed since the question was asked in September. Almost four out of five Democratic voters believe Clinton is prepared for the job, 6% said she needs a few more years and 11% thought she would never be ready. For Obama, 43% said he is prepared to

carry out the president's job, while nearly half, 48%, thought he still needs a few more years and 4% said he would never be ready.

*Iraq:* There is a faction in the Democratic Party that wants an immediate withdrawal of troops from Iraq. In testing whether voters would only vote for a candidate who agrees with their position on the troop withdrawal timing in Iraq or would vote for a candidate that held a different position on this issue. Nearly six out of 10 voters said they would vote for a candidate that held a different position on Iraq than theirs, but agreed with them on most other issues. Three in 10 said they would only vote for a candidate that agreed with them on a troop withdrawal. Among those who would only vote for a candidate that agreed with their position of troop withdrawal, 39% would vote for Clinton 30% for Obama and 18% for Edwards. Among the larger share of voters who would vote for someone they disagreed with on this issue, but agreed on other issues, 29% would support Edwards, 23% for Clinton and 26% for Obama.

Another issue that was tested is illegal immigration. This is a hot button issue not just in the Republican contest. But again, Democrats would vote for another candidate with differing opinions on this issue. Two-thirds said they would vote for a candidate who disagreed with them on the problem of illegal immigration.

*Clinton and Gender; Obama and Race:* This is the first time a woman candidate is a major nominee for president. Gender doesn't seem to be an issue. Roughly two-thirds of Democratic voters said gender would not be an issue (47%) or if an issue, it would be a positive factor (18%). About three in 10 said gender would be a negative factor in Clinton's bid to win the presidency.

Although Jesse Jackson and Al Sharpton have run for president, Barack Obama is the first African-American candidate that has mass appeal. Nearly three out of five Democratic voters said Obama's African-American heritage would either not be an issue in his bid for the presidency (46%) or would be an underlying issue, but would be a positive factor (16%). Similar to gender being an issue, 26% of voters said Obama's race would be a negative factor.

## **IOWA REPUBLICAN CAUCUS GOERS**

In September, former Arkansas Governor Mike Huckabee only received the backing of voters in single digits (8% in Iowa and 6% in New Hampshire). Today, he could be called the comeback kid in Iowa – surging ahead in Iowa with 37% of the Republican caucus voters supporting him, moving well ahead of the frontrunner former Mass. Governor Mitt Romney, who is now at 23%. His ascent from the back of the pack is due to the dissatisfaction of many Republicans who did not particularly like who was running. The Christian conservatives were not comfortable voting for a Mormon candidate, nor a candidate who did not share their beliefs on social issues, such as abortion and gay rights. Former Tennessee Senator Fred Thompson was supposedly the candidate that this group could support, but Thompson has been a disappointment to the conservatives in the Republican Party.

In Iowa, about 40% of the voters who go to the Republican caucuses have strong Christian beliefs and Huckabee has courted this group overtly. He openly talks about his Christian faith, his life as a Baptist minister and says he has the same beliefs on social issues as they do. He asked the question if Mormons believed that Jesus and Satan are brothers only to be castigated by Romney's campaign and others (which he later apologized to Romney). Some Christians do not believe Mormonism is a Christian religion and would have trouble voting for Romney, although Romney has pandered to this group while neglecting the moderate Republicans in the Party. Majorities of both born again and white non-Catholic fundamentalist voters are solidly supporting

Huckabee, as well as a large plurality of voters who attend houses of worship weekly or more. The lead that Romney had among these groups in the September poll has evaporated as Huckabee emerged. As voters focused on the election, Huckabee's beliefs began to resonate with these voters.

One explanation of the rise of Huckabee's surge in Iowa, is the finding that a majority of Republican voters in the Hawkeye State said that a presidential candidate's religious beliefs and his relationship with God should play a part in his campaign. And 51% of this group is supporting Huckabee. (in New Hampshire Huckabee runs fourth and religion does not play a big part) Also 43% of voters in the Republican caucuses believe a candidate must agree with their positions on abortion before they could vote for a candidate. And 55% of that group is supporting Huckabee. Some more evidence of why he is doing well in Iowa -- nearly half of Republican voters said that Mitt Romney's Mormon faith will be a negative underlying issue in his bid for the presidency. Once again Huckabee benefits from this opinion -- 53% of this group would support the former Baptist minister. Another 44% said Romney's faith would not be an issue and they support Romney (30%) over Huckabee (23%).

Former Mayor of NY Rudy Giuliani is deliberately skipping Iowa and New Hampshire and betting his campaign on bigger states, such as Florida in late January and California, Illinois and Pennsylvania in February. His low numbers reflect this strategy of not campaigning in these two states. His support has slipped dramatically in Iowa -- going from 15% support in September to 6% in the latest poll. His belief on abortion, gun control and gay rights (all opposite of what the Christian conservatives believe) has not played well in Iowa. A huge 61% of voters said that Giuliani's beliefs in abortion rights and his stance on other social issues will be a negative underlying factor in his bid to become president and 41% of this group is backing Huckabee.

If the caucuses in Iowa were held today, Huckabee would be the clear winner with a 14 point advantage over Romney. In second place is Romney, while Arizona Senator John McCain and Thompson are distant third place runner-ups. Giuliani is at the rear with single digits.

*If the election were being held today, for whom would you vote?*

	<u>Republican Caucus Goers</u>		<u>Republican Likely Voters</u>
	<u>Now</u>	<u>Sept.*</u>	<u>Now</u>
Mike Huckabee	37%	8%	36%
Mitt Romney	23	28	28
John McCain	11	7	8
Fred Thompson	11	16	10
Rudy Giuliani	6	16	8
Ron Paul	2	2	1
Duncan Hunter	1	1	2
Don't know	9	17	7

\*In September's poll, Tom Tancredo received 3% of the vote, and Sam Brownback received 2%.

In the September poll, more than seven in 10 Republican voters said they could vote for someone else. But now, they seem to be more certain of their vote. More than seven in 10 are certain of their choice for president.

Voters were asked why are they supporting their candidates and they cited morals and integrity, followed by shares my values, and agrees with me on the issues. Among voters who cited these three reasons, Huckabee beats out all the other candidates.

### *Some Demographics:*

- A plurality of conservative Republicans are supporting Huckabee (40%), while 23% are behind Romney. This is a turnaround from the September poll when Romney received the large share of this group over Huckabee (26% vs. 10%), 18% supported Thompson and 17% backed Giuliani.
- Voters in all education levels said they would vote for Huckabee. In September Romney was the beneficiary of these voters.
- Nearly half of women voters back the former Arkansas governor, while 31% of men support him as well.
- Forty-four percent of voters who go to church weekly or more back Huckabee as do 56% of those who are born again; 55% of white Christian fundamentalists are backing the former governor from Arkansas. Huckabee's rise is from the evangelical Christians and at the expense of their support for Romney.

*Any candidate cannot support:* Voters were asked if they could not support one of the top five major candidates running – Giuliani, Huckabee, McCain, Romney or Thompson. More than four out of 10 said they could vote for all of these candidates, but roughly a fifth said they could not vote for Giuliani (up from 12% in September), 9% said they could not support Romney, 7% for McCain, 6% for Huckabee and 5% for Thompson. Just a bare 6% said they could not vote for any of the candidates.

*Satisfied with candidates:* Compared to Iowa Democrats where only 4% were dissatisfied with the choice of candidates, Republicans are somewhat more unhappy with their choices. A fifth said they were not satisfied with the candidates running, although 12% couldn't name another candidate who they would like to run. The only names mentioned were former Georgia Congressman Newt Gingrich at 2% and Secretary of State Condoleezza Rice at 2%. Mike Bloomberg who has been mentioned as a third party candidate was not mentioned by either Democrats or Republicans.

### **Issues**

Republican voters said that when choosing a candidate for president, the most important issue for them is national security (52%) over social issues (26%). A fifth said each were both equally important.

*Which of the following is most important to you in choosing a candidate for president: Their views on social issues, or their position on national security?*

	-----Voters Who Mention-----	
<u>Vote for:</u>	Social Issues*	National Security
Huckabee	57%	21%
Romney	18	29
John McCain	7	16
Fred Thompson	12	11
Rudy Giuliani	3	9

\*small base (73 voters)

How things have changed over the last couple of months. In September, Romney was considered the best candidate to beat a Democratic candidate in November, followed by Giuliani. In the current survey, Huckabee and Romney both at 25%, are considered the candidates that Iowa Republican voters think have the best chance of beating a Democrat.

The following is a list of issues and attributes asked of voters and regardless of their choice, which candidate would be best at handling them.

	<u>Giuliani</u>	<u>Huckabee</u>	<u>McCain</u>	<u>Romney</u>	<u>Thompson</u>
Best chance of winning in Nov.	11%	25%	13%	25%	5%
Best on social issues, such as abortion	8	44	3	22	11
Will substantially change the way things are done in Washington	8	30	6	22	8
Best in fighting terrorism	22	14	30	11	11
Best at handling the economy	10	18	5	41	10
Best on taxes	10	18	6	23	17
Best on handling the war in Iraq	9	12	40	11	11
Best on handling illegal immigration	7	20	11	28	14
Best at saying what they believe	7	40	17	13	14
Best on handling foreign affairs	11	15	31	18	10
Has done more negative campaigning	8	9	6	35	3

*Prepared for the job:* Romney (70%) and McCain (66%) are considered the candidates well prepared for the job of president of the United States, followed by Giuliani at 52% and 52% for Huckabee.

A lot of talk has been focused on Romney's Mormon faith, Huckabee's Christian conservative beliefs and Giuliani's beliefs on abortion and his stance on other social issues. The poll measured how important these issues will be in the election. For Republican conservatives they are all related and important. For instance, 46% of voters said that Romney's faith will be a negative underlying factor, as do 61% of voters who said that Giuliani's beliefs on social issues is a negative factor. However, 42% of voters believe that Huckabee's conservative beliefs will be a positive factor.

Among those who considered themselves born again, that is, has taken Jesus Christ as their savior, 58% said that Romney's Mormon faith is a negative factor in his bid to become president, and 73% believe that Giuliani's beliefs are also a negative factor. Nearly half of white conservative fundamentalists believe Romney's faith will have a negative effect on his winning the Republican nominee for president. Conversely large shares of Christian conservatives and those who said they are born again believe Huckabee's Christian beliefs are a positive factor.

*Top Priority for candidates to address:* Iowa Democratic caucus goers consider the war in Iraq as their top priority, followed by health care and economy. For Republican voters in Iowa, it is the war in Iraq, national security and illegal immigration. Just eight percent of Democratic voters mentioned illegal immigration vs. 23% for Republican voters.

#### *Other issues:*

- When voters were asked if a presidential candidate's religious beliefs and his relationship with God should play a part in his campaign, 54% of Republican voters said it should, while 71% of Democratic voters don't believe a candidate's religious belief should be part of their campaign.
- Roughly three-quarters of Iowa Democratic voters and 39% of Republican voters said that it would have no effect on their vote if they found out that a presidential candidate they supported had an extramarital affair in the past (27% of Republicans said they would be less likely to support their candidate). Roughly three-quarters of Democratic voters and 51% of Republican voters said that it would have no effect on their vote if they found out that a presidential candidate they supported had occasionally used illegal drugs in the past; another 10% of Democrats and 15% of Republicans said it depends.



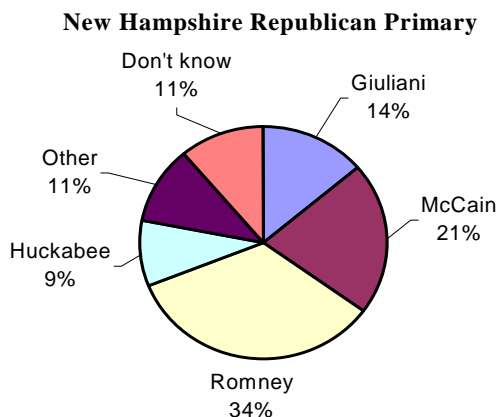
- Just 8 percent of Iowa Democratic voters said the country was going in the right direction, while 53% of Republican voters thought that as well.
- About a quarter of Democratic voters think the nation's economy is doing well, while just under three-quarters of Republican voters are more optimistic about the economy.
- Just over one in 10 Democratic voters said the war in Iraq was worth it, while more than seven in 10 Republican voters believe that as well.
- Nearly nine in ten Democratic voters want the troops home right away (28%) or within the next year (60%); 68% of Republican voters said they want the troops to remain for as long as it takes to win the war.

## New Hampshire Republican Primary

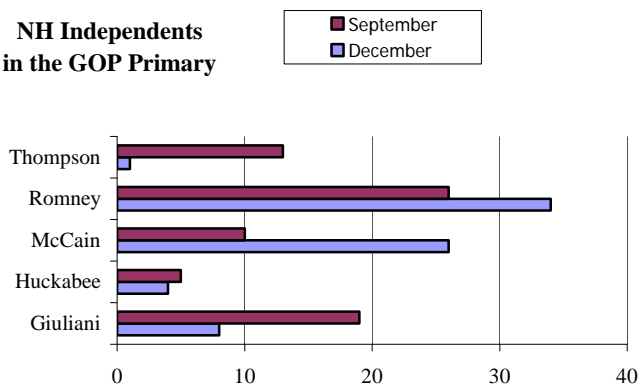
Arizona Senator John McCain's presidential campaign in New Hampshire spent the summer and fall dicing for second or third place with ex New York Mayor Rudy Giuliani, but is rebounding and in particular connecting with independent Republican primary voters in that state, according to this latest Times/Bloomberg poll.

Mitt Romney retains a 13 point lead in the state, but McCain has picked up momentum that has pushed him ahead of Giuliani into 2<sup>nd</sup> place. If the election were held today, Romney would win with 34% to McCain's 21% while Rudy Giuliani has slipped into third place at 14% and Mike Huckabee trails at 9%.

Fred Thompson, who like McCain had the backing of barely more than one out of 10 GOP primary voters in a September 2007 Times/Bloomberg survey, has seen his fortunes go the other way – he has now slipped to 4% in the current poll. Mike Huckabee, who is surging in the polls in Iowa and nationwide is not at this point a major contender in the Granite State, garnering only 9% of the vote at this time. Tom Tancredo withdrew his candidacy the day that this survey began and was not included.



**NH Independents  
in the GOP Primary**



Independents voting in the Republican primary in New Hampshire have moved away from Thompson and Giuliani since September and many are now backing McCain, the survey found. Among independents, McCain trails Romney by eight points while among those who identify as Republicans, Romney leads with 35% of the vote compared with McCain and Giuliani's fewer than one out of five votes each.

The situation in New Hampshire might well be giving McCain a case of déjà vu, having first driven around the state in the bus he dubbed "The Straight Talk Express" in 2000. That straight-talk message is part of what is still resonating with voters – just about two out of five picked him as the candidate most likely to say what he means rather than what voters want to hear. But it is the independents in New Hampshire, who can choose which party primary to vote in, who McCain may be aiming most directly for.

In 2000, about a third of those who voted in the New Hampshire Republican primary were independents, and six out of 10 of them voted for McCain. So while George W. Bush battled McCain to a draw among the Republicans who cast votes in the race eight years ago, the Arizona lawmaker's three-to-one margin among independent voters at that time gave him the momentum he needed to roll to an easy overall victory.

But this primary race is still evolving, the survey found. With just a couple of weeks to go until the January 8<sup>th</sup> election, about two out of five Republican primary voters said that they might still change their mind and vote for someone else. Only 52% of Romney's voters said they are settled on their candidate, along with 65% of McCain's.

**Table: Certainty Of Vote Among New Hampshire Republican Primary Voters**  
*Asked of those who indicated a candidate choice in the primary*

Are you certain you are going to vote for that candidate, or is it possible that you might end up voting for somebody else?

	<u>All Dem Prim Voters</u>	<u>Romney Voters</u>	<u>McCain Voters</u>
Certain	57	52	65
Might vote for someone else	42	47	33

*Source: Los Angeles Times/Bloomberg Polls*

And while three-quarters of Republican primary voters overall said they are content with the slate of Republican candidates they have to choose from, many wish there were other choices. Independents in particular feel that way - three out of 10 said they wished they had other candidates to choose from, although they were unable to express any clear choice about whom they would like to see run.

It isn't that the voters particularly disapprove of the slate of candidates – when asked if there was any GOP primary candidate that they could under no circumstances vote for, 35% said that there was not. Mike Huckabee, with his strong social conservative stance, came in for the most disapproval – about one in seven said they couldn't vote for him, including nearly one out of four independents. Many voters don't think Huckabee is quite up to the job- only two in 10 said that Huckabee is well prepared to be president, while 32% said he "needs a few more years" and 29% said he'd never be prepared enough. By comparison, more than three out of five said Giuliani is well prepared, 71% said that Romney has what is required, and 78% see John McCain as ready.

While McCain's star has been rising in New Hampshire since September, ex New York Mayor Rudy Giuliani's has dimmed. He dropped from 23% of the vote in September to 14% now, losing more than 10 points among independents alone. Republican primary voters chose him by 34% to 22% over McCain in September as the

candidate best to handle national security, but in the current survey, McCain edges him within margin by 37% to 31%.

McCain's voters tend to cite his experience (24%) and/or his straight shooter persona (18%) when asked why they support their candidate, while Romney's voters support him out of agreement with him on the issues (14%), and his experience (13%).

Romney's campaign may be benefiting from rising concern about the economy – he garners the strongest marks in that area. More than half of all Republican primary voters picked him as the best to handle the economy, and 44% said he would be best at dealing with taxes. A 37% plurality of voters also see him as best able to win in November, compared to roughly in five who think that about Giuliani or McCain. Romney does better among voters on social issues such as gay rights and abortion. Mike Huckabee gets the thumbs up from 16% of the voters when it comes to social issues, virtually tying Giuliani for 2<sup>nd</sup> place (17%) voter choice after Romney at 32%.

McCain's strong points are the war in Iraq, an issue that he wins by nearly three to one over both Romney and Giuliani; He dominates the issue of foreign affairs by 16 percentage points over Romney and 28 points over Giuliani, and voters choose him as the candidate most likely to say what he believes by more than 20 points over both Giuliani and Romney.

**Table: NH Republican Candidate Ratings on Handling Issues**

*Horizontal table, among top four candidates. Issues paraphrased, see data tables for full wording*

Regardless of your choice for president, who do you think.....

	<u>Giuliani</u>	<u>Huckabee</u>	<u>McCain</u>	<u>Romney</u>
Can win in November	19	5	23	37
Best to handle the war in Iraq	16	5	45	19
Best at terrorism and national security	31	2	37	20
Best at handling the economy	14	4	14	54
Best at handling Illegal immigration	24	4	15	33
Social issues such as abortion and gay rights	17	16	13	32
Would bring change to DC	14	9	20	30
Best at taxes	15	5	14	44
Best at saying what they believe	18	12	39	17
Best at handling foreign affairs	14	2	42	26
Has run the more negative campaign	10	16	4	15

In a closed-end question about which top two issues or problems voters would like to see the candidates address, Iraq, national security and illegal immigration tied with the economy as the biggest concerns for GOP primary voters. Romney was the choice of voters concerned about each of those issues, running 10 points ahead of McCain among Iraq issues voters and winning by two to one among national security voters, once a stronghold for Giuliani. McCain is somewhat closer with 25% of the vote to Romney's 32% among those most concerned about the economy. But Romney is the clear choice – he leads by 27 points – among those most concerned about illegal immigration over Giuliani.

**Table: Primary Vote and Top Issue or Problem, Among New Hampshire GOP Primary Voters**  
*Horizontal table - primary vote among four top mentions*

What issue or problem do you consider the top priority for candidates running for president to address this election: Is it the war in Iraq, or national security, or the economy, or education, or taxes, or morality and family values, or healthcare issues, or illegal immigration, or ethics in government or other social issues, such as abortion and gay rights, or is there another issue? (*Two responses selected*)

(share among NH GOP voters)		<u>Giuliani</u>	<u>Huckabee</u>	<u>McCain</u>	<u>Romney</u>
(28%)	War in Iraq	18%	4	28	38
(29%)	National security	16%	7	18	36
(29%)	Economy	14%	9	25	32
(27%)	Illegal Immigration	19%	8	9	46

### *Religion, Immigration and Social Issues*

While Mike Huckabee is running well ahead in Iowa on the strength of conservative voters who appreciate his stand on social issues, voters in New Hampshire are more concerned about national security and their candidate's stance on illegal immigration, the survey found. More than six in 10 said that they could still vote for a candidate if they disagreed with him on the issue of abortion, compared to four in 10 who said that they could only support a candidate who agreed with their own position on illegal immigration. Similarly, by 65% to 16%, Republican primary voters in the state said that national security is more important in choosing a candidate than social issues such as gay rights and abortion. Among those who said that their candidate's stance on illegal immigration is key, Romney leads by roughly four to one over all the candidates and even among those who said that abortion is a make or break issue, Romney edges Huckabee by eight percentage points.

Similarly, nearly two out of three New Hampshire Republican primary voters said that a candidate's religious beliefs are personal and should not play a part in a presidential campaign, while only 30% felt otherwise. In another indication that voters would like religion to stay out of politics, nearly as many New Hampshire Republican voters had a negative view of Giuliani's moderate stance on abortion rights as said the same thing about Huckabee's conservative Christian beliefs, and a majority said that Giuliani's positions were a non-issue. In New Hampshire the greater support among faith voters is not enough to make Huckabee a viable candidate here. Even among those who see Huckabee's faith as a positive issue, he rises only to a three-way tie with McCain and Romney. And among those who said they favor a role for religion in politics, Romney edges Huckabee - within margin - by 27% to 23%, while McCain gets 16% and Giuliani 10%. Among those who think religion should be kept out of campaigns, Romney leads McCain by 15 points - 37% to 22% - with Giuliani close by at 17% and Huckabee trailing at 3%.

More than half (56%) of New Hampshire GOP voters said that Mitt Romney's Mormon faith is a non-issue, while a third see it as a negative factor and 7% said it was a positive thing. However, Romney leads even among those who think his faith could be a problem for his campaign.

More than a third of New Hampshire Republican primary voters say the situation in Iraq was not worth going to war over, and about two in five said they would like to see troops come home within the next year or sooner.

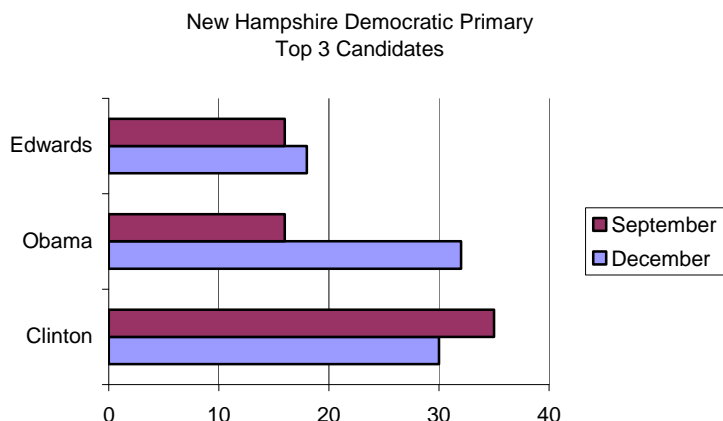
## New Hampshire Democratic Primary

Illinois Senator Barack Obama and New York Senator Hillary Clinton would be running nearly neck in neck among Democratic primary voters in New Hampshire if the election were held today, the survey found, with Obama at 32%, Clinton at 30% and John Edwards a distant third at 18%. All of the other candidates are in low single digits.

This results is similar to other recent surveys in New Hampshire that find Obama gaining momentum in the state, as primary voters there increasingly move out of the "undecided" column to line up behind the Illinois lawmaker. Nearly as many now say that Obama is the candidate with the best chance of winning in November as say that about Clinton, an enormous change from last September's Times/Bloomberg poll of New Hampshire which found Clinton winning that measure by three to one over both Edwards and Obama.

Among primary voters in New Hampshire, Hillary Clinton's support is little changed from last September's Times/Bloomberg poll, but Obama has nearly doubled his share of the vote in that time. Edwards as well remains almost exactly where he was in last fall's poll. The percentage of those who say they are undecided has

dropped from 17% to 11% and interest in the election is high, with more than seven out of 10 New Hampshire Democratic primary voters saying they are very interested in following the campaigns so far.



The survey found Obama's support increased among almost every voter demographic since September. He consolidated his lead among men, beating Clinton by 37% to 21% with Edwards at 17%, and he is catching up among women. Clinton's lead among that group, which was a sturdy 24 percentage points last September, has

dropped to 8 points in the current poll – she wins 36% to 28% with Edwards at 19%. Similarly, Clinton's 20 point lead among those with less than a college degree last September has nearly dissolved, leaving her virtually tied among that group now.

Democratic primary voters are more settled in their choices than are their GOP counterparts in the state – about two-thirds are certain they will vote for their candidate, and nearly nine out of 10 said they are content with the candidate choices they have. Roughly seven in 10 of both Obama's and Clinton's voters said they are certain of their candidate choice at this point compared to 51% of Clinton's voters last September, and 37% of Obama's.

**Table: Certainty Of Vote Among New Hampshire Democratic Primary Voters, Comparison of Results from December and September 2007** - *Asked of those who indicated a candidate choice in the primary*

Are you certain you are going to vote for that candidate, or is it possible that you might end up voting for somebody else?

	All Dem Prim Voters		Clinton Voters		Obama Voters	
	<u>Dec</u>	<u>Sept</u>	<u>Dec</u>	<u>Sept</u>	<u>Dec</u>	<u>Sept</u>
Certain	65	46	69	51	73	37
Might vote for someone else	33	47	31	41	22	59

*Source: Los Angeles Times/Bloomberg Polls*

When voters were asked if there were any of the Democratic candidates they couldn't under any circumstances vote for, 52% said they could vote for any or all of them. Thirteen percent said they'd never vote for Hillary Clinton, and roughly one in 10 said they wouldn't vote for Obama or Edwards. Only a tiny number offered a second candidate they couldn't vote for, and 10% said they couldn't vote for any of them.

Clinton's focus on healthcare reform is a draw for her voters, the survey found. More than one out of four said that was their candidate's main attraction. Nearly one in five cited her experience, and roughly one in 10 said it was because they agree with her on the issues. Twenty-six percent of Edwards voters cited healthcare as well. Obama's voters were more diffuse – about one in 10 mentioned health care, while just 6% his experience and 12% said they agree with him on issues.

When asked which of the value of experience or the need for new ideas was most important in their candidate choice, almost half of Democratic primary voters cited the need for new ideas, nearly twice as many as cited experience. This is an issue that Obama dominates – while nearly half of Clinton voters said experience is important, almost four out of five Obama voters cited the need for something new. Looking at it another way, among those who cited the value of experience, 54% voted for Clinton, while among those who said that new ideas are needed, 51% chose Obama. See tables below.

**Table A: Experience v. New Ideas among All Democratic Primary Voters, Clinton Voters, and Obama Voters**

Which of the following is most important to you in choosing a candidate for president:  
The value of experience or the need for new ideas?

	All Dem Prim Voters		Clinton Voters		Obama Voters	
	<u>Dec</u>	<u>Sept</u>	<u>Dec</u>	<u>Sept</u>	<u>Dec</u>	<u>Sept</u>
Value of experience	27	31	49	45	4	2
Need for new ideas	48	40	28	25	77	81
Neither/Both (vol)	23	26	22	28	18	15

Source: Los Angeles Times/Bloomberg Polls

**Table B: NH Democratic Primary Vote among Those Who Cite the Value of Experience or the Need for New Ideas (Top Three Candidates shown)**

	<u>Value of Experience</u>	<u>Need For New Ideas</u>	<u>Neither/ Both</u>
Clinton	54	17	28
Obama	5	51	26
Edwards	16	16	24

Source: Los Angeles Times/Bloomberg Polls

Clinton's experience may be her biggest asset – by 47% to 13%, Democratic primary voters picked her over Edwards as the candidate with the right experience to be president, while Obama was the choice of only 18%. More than four out of five said she is prepared well enough for the job right now, while 41% said that Obama could use a few more years to prepare. Her experience in Washington may be why she is picked by more voters as the candidate best to handle terrorism and national security, the war in Iraq, the economy and foreign trade. She is also picked by nearly three times as many voters as Obama as the candidate that can best handle health care.

Clinton's areas of greatest vulnerability are in the voter's perception of her honesty and integrity. Obama beats her by twenty points when voters are asked to pick the candidate who is best at saying what they believe rather than what voters want to hear and he gets more than two votes to her one when it comes to which candidate has the most honesty and integrity. Clinton's gender is also a possible source of problems – the fact that she is a woman is seen as a negative issue for her campaign by nearly three out of 10 Democratic primary voters, while 21% cite it as a positive and 42% said it is not an issue at all. And despite her crying foul at early campaign attacks by her Democratic rivals, voters perceive her as the candidate who has run the most negative campaign so far.

Obama's strengths are in his appeal to Democratic primary voters' desire for something new in Washington after eight years of Republican administration in the White House. By almost three to one, Obama was chosen as the candidate most likely to produce new ideas, and he wins over Clinton by twenty points when it comes to who would be best to change things in Washington DC. Some see his race as a problem for him in a national campaign – Obama's father was born in Kenya and his mother is white – and about a quarter of Democratic primary voters in New Hampshire agree that race could be an issue in his campaign, while 45% say it is a non-issue and 18% said it will have a positive affect on his campaign.

**Table: NH Democratic Candidate Ratings on Handling Issues**

*Horizontal table, among top three candidates. Issues paraphrased, see data tables for full wording*

Regardless of your choice for president, who do you think.....

	<u>Clinton</u>	<u>Obama</u>	<u>Edwards</u>
Right experience to be president	47	18	13
Best at handling health care	47	16	21
Best at handling foreign trade	41	22	14
More like to produce new ideas	20	57	14
Best at saying what they believe	21	41	26
Change the way things are done in DC	24	44	14
Has more honesty and integrity	18	37	21
Best at terrorism and national security	37	23	12
Best at handling the economy	40	25	15
Best at handling the war in Iraq	34	27	15
Has done more negative campaigning	40	6	11

More than four out of 10 Democratic primary voters in New Hampshire cited the war in Iraq as the most important issue for the candidates to address in the campaign, followed by healthcare at 35% and the economy at 26%.

Eighty percent say that a candidate's religious beliefs and relationship with God should not play a part in their campaign. More than three out of four said that finding out that a candidate had experimented with illegal drugs in their past would have no effect on their support, good news for Obama, who openly discussed his use of drugs in the past.

*--- Analysis by Susan Pinkus and Jill Darling*



# Data Tables

## Guide to column headings:

REG	Iowa/New Hampshire Registered Voters
DEMVTR / DEMVTR	Iowa/New Hampshire Democratic Caucus/Primary Voters
REPVTR / REPVTR	Iowa/New Hampshire Republican Caucus/Primary Voters
LKLYVTR	Iowa/New Hampshire Dem/Rep Likely Voters (Passed "Likely Voter" screen)
DEM / IND / REP	Iowa/New Hampshire voters who are self-described Democrats, independents, or Republicans

## Notes:

- (vol.) indicates a volunteered response
- ‘-’ indicates that a response added up to less than 0.5% of the question base
- The order of candidate names and the order of any arguments or statements are rotated in all questions that mention them. Question order is also rotated whenever applicable.
- Missing questions are operational
- In the Iowa Republican caucus voter group, there are not enough independents to break them out separately

## Q1 ASKED OF REGISTERED VOTERS

Q1. Many people don't pay much attention to political campaigns. How about you? So far this year, would you say you have been very interested in following the political campaign for president, or somewhat interested, or somewhat uninterested, or very uninterested in following the political campaign for president?

	----- Iowa -----			----- New Hampshire -----		
	<u>REG</u>	<u>DEMVTR</u>	<u>REPVTR</u>	<u>REG</u>	<u>DEMVTR</u>	<u>REPVTR</u>
Interest (net)	<u>87</u>	<u>98</u>	<u>98</u>	<u>93</u>	<u>96</u>	<u>95</u>
Very interested	<u>46</u>	<u>74</u>	<u>63</u>	<u>61</u>	<u>71</u>	<u>61</u>
Somewhat interested	<u>42</u>	<u>23</u>	<u>35</u>	<u>32</u>	<u>25</u>	<u>34</u>
Uninterested (net)	<u>12</u>	<u>2</u>	<u>1</u>	<u>6</u>	<u>3</u>	<u>5</u>
Somewhat uninterested	<u>5</u>	<u>1</u>	-	<u>3</u>	<u>2</u>	<u>3</u>
Very uninterested	<u>7</u>	<u>2</u>	<u>1</u>	<u>3</u>	<u>1</u>	<u>2</u>
D/Know (net)	<u>1</u>	-	<u>1</u>	<u>1</u>	<u>1</u>	-

## Q8 TO Q32 ASKED OF DEMOCRATIC PRIMARY / CAUCUS VOTERS

I realize that the Democratic presidential caucuses and primaries for the 2008 election are weeks away. But...

Q8. If the Democratic [primary/caucus] for president were being held in your state today and the candidates were New York Senator Hillary Clinton, Connecticut Senator Chris Dodd, former North Carolina Senator John Edwards, Delaware Senator Joe Biden, New Mexico Governor Bill Richardson, Illinois Senator Barack Obama, Ohio Representative Dennis Kucinich and former Alaska Senator Mike Gravel, for whom would you vote: Clinton, Dodd, Edwards, Biden, Richardson, Obama, Kucinich or Gravel? (INCLUDES LEANERS)

	----- Iowa -----		----- New Hampshire -----	
	<u>DEMVTR</u>	<u>LKLYVTR</u>	<u>DEMVTR</u>	<u>LKLYVTR</u>
Biden	<u>4</u>	<u>6</u>	<u>2</u>	<u>1</u>
Clinton	<u>29</u>	<u>31</u>	<u>30</u>	<u>30</u>
Dodd	<u>1</u>	<u>1</u>	-	-
Edwards	<u>25</u>	<u>25</u>	<u>18</u>	<u>20</u>
Kucinich	<u>2</u>	<u>2</u>	<u>2</u>	<u>1</u>
Obama	<u>26</u>	<u>22</u>	<u>32</u>	<u>32</u>
Richardson	<u>6</u>	<u>7</u>	<u>5</u>	<u>4</u>
Don't Know	<u>7</u>	<u>6</u>	<u>11</u>	<u>12</u>

## Q9 TO Q11 ASKED OF THOSE WHO CHOSE A CANDIDATE

Q9. Are you certain you are going to vote for that candidate, or is it possible that you might end up voting for somebody else?

	----- Iowa -----			----- New Hampshire -----		
	<u>DEMVTR</u>	<u>DEM</u>	<u>IND</u>	<u>DEMVTR</u>	<u>DEM</u>	<u>IND</u>
Certain	71	71	75	65	66	65
Might vote for someone else	27	26	25	33	31	33
Don't know	2	3	-	2	3	2

Q10. Can you tell me the one particular reason why you are supporting your candidate? By that I mean, either a personal quality or trait, or stand or position your candidate holds that has most attracted you to him or her? *(Two Replies Accepted)*

	----- Iowa -----			----- New Hampshire -----		
	<u>DEMVTR</u>	<u>DEM</u>	<u>IND</u>	<u>DEMVTR</u>	<u>DEM</u>	<u>IND</u>
Nothing in particular	5	4	6	3	5	-
Agree on all issues	16	17	13	12	12	12
Health care	13	16	4	19	21	15
Experience/track record	11	14	4	11	12	11
Morality/integrity/honesty	7	4	11	7	7	6
Shares my values	6	4	10	5	1	9
Straight shooter/says what he believes	6	3	15	5	4	4
Leadership quality	5	5	4	5	6	4
Charismatic personality	5	5	5	4	3	5
Troops out of Iraq /timed withdrawal	4	4	9	3	3	4
Economy	4	5	2	3	2	3
Education	4	5	1	3	3	3
Supported war in Iraq/voted for war	3	2	2	2	4	1
Best of the lot	3	3	2	5	5	5
Intelligent	3	3	5	4	4	5
Fresh/new idea	3	3	2	3	1	6
Represents change	2	2	1	3	3	4
Can win in November	2	1	6	1	1	1
True Democrat	2	3	-	2	3	1
Environmental issues	1	1	-	2	3	2
Foreign affairs	1	1	1	2	2	3
Foreign trade	1	1	-	-	-	-
Friendly to business	1	1	1	1	1	-
Social security	1	1	-	-	-	-
Unemployment/jobs	1	1	1	-	1	-
Family values	1	1	-	1	1	1
Personal relationship	1	1	2	2	2	2
Time for a woman	1	2	-	3	3	3
More liberal	1	-	2	1	-	2
Handling the budget deficit	-	1	-	1	1	1
Terrorism	-	-	1	1	-	-
Can improve homeland security	-	-	-	1	-	1
Position on gay/lesbian issues	-	-	1	-	-	-
Gun control	-	1	-	-	-	-
More moderate	-	-	1	-	-	1
Other (specify)	10	11	4	12	12	13
Don't Know	2	1	5	2	2	1

# **Q11 ASKED OF IOWA CAUCUS VOTERS WHO HAD A CANDIDATE CHOICE**

Q11. Do you have a second choice in the Democratic caucus for president on January 3rd, or not? (IF YES) Would that be Hillary Clinton, Chris Dodd, John Edwards, Joe Biden, Bill Richardson, Barack Obama, Mike Gravel, or Dennis Kucinich? I could repeat the names if you wish. (INCLUDES LEANERS)

	----- Iowa -----		
	<u>DEMVTR</u>	<u>DEM</u>	<u>IND</u>
N/2nd	23	21	33
Biden	3	4	2
Clinton	16	17	13
Dodd	2	2	4
Edwards	23	24	22
Kucinich	1	-	-
Obama	18	20	11
Richardson	8	7	11
Don't Know	6	5	4

Q12. Looking to the general election in November. What if Hillary Clinton, John Edwards, or Barack Obama were the Democratic candidate in the November 2008 general election for President... are there any of those three candidates that you just could not vote for under any circumstances, or would you be willing to vote for all of them?

	----- Iowa -----			----- New Hampshire -----		
	<u>DEMVTR</u>	<u>DEM</u>	<u>IND</u>	<u>DEMVTR</u>	<u>DEM</u>	<u>IND</u>
Could vote for none of them (vol)	7	8	5	10	11	9
Hillary Clinton	12	9	18	13	10	17
John Edwards	8	8	9	9	9	7
Barack Obama	12	13	4	11	11	12
Could vote for all of them	61	62	63	52	53	51
Don't know	4	4	3	8	8	8

Q13. Are you satisfied or dissatisfied with the selection of Democratic presidential candidates in the race? (IF NOT SATISFIED) Is there any particular person that you would like to have run for president? (*Open ended question*)

	----- Iowa -----			----- New Hampshire -----		
	<u>DEMVTR</u>	<u>DEM</u>	<u>IND</u>	<u>DEMVTR</u>	<u>DEM</u>	<u>IND</u>
Satisfied with candidates	92	95	87	88	88	86
Dissatisfied (net)	4	3	5	8	7	11
Al Gore	1	1	1	1	-	2
Other Named Candidate	-	1	-	3	4	3
Dissatisfied/Don't know who	3	1	5	4	3	6
D/Know (net)	4	2	7	4	5	3

Q14. Which of the following is most important to you in choosing a candidate for president: The value of experience or the need for new ideas?

	----- Iowa -----			----- New Hampshire -----		
	<u>DEMVTR</u>	<u>DEM</u>	<u>IND</u>	<u>DEMVTR</u>	<u>DEM</u>	<u>IND</u>
Neither/something else (vol)	2	1	4	3	3	2
Value of experience	29	31	27	27	27	28
Need for new ideas	42	40	48	48	44	52
Both equally (vol)	25	26	21	20	23	16
Don't know	2	2	-	2	3	2

Q15. Regardless of your choice for president, which Democratic candidate do you think has the best chance of beating the Republican candidate in November: Hillary Clinton, John Edwards, or Barack Obama?

	----- Iowa -----			----- New Hampshire -----		
	<u>DEMVTR</u>	<u>DEM</u>	<u>IND</u>	<u>DEMVTR</u>	<u>DEM</u>	<u>IND</u>
None of them (vol)	2	1	4	1	-	2
Hillary Clinton	34	36	29	36	42	28
John Edwards	22	24	13	14	12	14
Barack Obama	22	20	33	33	32	36
All equally (vol)	10	9	12	5	4	7
Don't know	10	10	9	11	10	13

Q16. Regardless of your choice for president, who do you think is more likely to produce new ideas: Hillary Clinton, John Edwards, or Barack Obama?

	----- Iowa -----			----- New Hampshire -----		
	<u>DEMVTR</u>	<u>DEM</u>	<u>IND</u>	<u>DEMVTR</u>	<u>DEM</u>	<u>IND</u>
None of them (vol)	2	1	4	1	1	2
Hillary Clinton	21	25	13	20	23	14
John Edwards	20	21	14	14	13	14
Barack Obama	46	42	62	57	56	61
Other candidate	2	1	2	1	1	1
All equally (vol)	5	6	2	3	3	2
Don't know	4	4	3	4	3	6

Q17. Regardless of your choice for president, who do you think will substantially change the way things are done in Washington: Hillary Clinton, John Edwards, or Barack Obama?

	----- Iowa -----			----- New Hampshire -----		
	<u>DEMVTR</u>	<u>DEM</u>	<u>IND</u>	<u>DEMVTR</u>	<u>DEM</u>	<u>IND</u>
None of them (vol)	4	3	6	9	8	9
Hillary Clinton	25	29	19	24	30	18
John Edwards	24	25	21	14	14	14
Barack Obama	36	34	46	44	41	48
Other candidate	2	-	3	-	-	1
All equally (vol)	5	4	3	3	2	3
Don't Know	4	5	2	6	5	7

Q18. Regardless of your choice for president, who do you think has more honesty and integrity: Hillary Clinton, John Edwards, or Barack Obama?

	----- Iowa -----			----- New Hampshire -----		
	<u>DEMVTR</u>	<u>DEM</u>	<u>IND</u>	<u>DEMVTR</u>	<u>DEM</u>	<u>IND</u>
None of them (vol)	2	2	2	2	2	1
Hillary Clinton	21	26	10	18	22	13
John Edwards	29	27	32	21	21	22
Barack Obama	30	28	39	37	35	41
Other candidate	3	1	4	3	3	4
All equally (vol)	11	12	8	12	12	9
Don't Know	4	4	5	7	5	10

Q19. Regardless of your choice for president, who do you think has the right experience to be president: Hillary Clinton, John Edwards, or Barack Obama?

	----- Iowa -----			----- New Hampshire -----		
	<u>DEMVTR</u>	<u>DEM</u>	<u>IND</u>	<u>DEMVTR</u>	<u>DEM</u>	<u>IND</u>
None of them (vol)	3	2	4	5	3	7
Hillary Clinton	48	54	39	47	54	39
John Edwards	21	20	19	13	11	17
Barack Obama	10	9	14	18	19	17
Other candidate	3	2	4	3	3	2
All equally (vol)	10	9	14	8	7	9
Don't Know	5	4	6	6	3	9

Q20. Regardless of your choice for president, who do you think would be best at fighting terrorism and protecting national security: Hillary Clinton, John Edwards, or Barack Obama?

	----- Iowa -----			----- New Hampshire -----		
	<u>DEMVTR</u>	<u>DEM</u>	<u>IND</u>	<u>DEMVTR</u>	<u>DEM</u>	<u>IND</u>
None of them (vol)	2	1	4	3	3	4
Hillary Clinton	36	41	23	37	44	27
John Edwards	21	21	19	12	10	15
Barack Obama	19	17	24	23	21	24
Other candidate	2	1	4	4	3	6
All equally (vol)	10	8	11	8	7	10
Don't Know	10	11	15	13	12	14

Q21. Regardless of your choice for president, who do you think would be best at handling the economy: Hillary Clinton, John Edwards, or Barack Obama?

	----- Iowa -----			----- New Hampshire -----		
	<u>DEMVTR</u>	<u>DEM</u>	<u>IND</u>	<u>DEMVTR</u>	<u>DEM</u>	<u>IND</u>
None of them (vol)	2	2	3	1	-	1
Hillary Clinton	40	44	33	40	49	30
John Edwards	27	26	27	15	13	17
Barack Obama	18	16	24	25	24	27
Other candidate	2	1	3	2	2	1
All equally (vol)	5	5	5	5	4	5
Don't Know	6	6	5	12	8	19

Q22. Regardless of your choice for president, who do you think would be best at handling health care: Hillary Clinton, John Edwards, or Barack Obama?

	----- Iowa -----			----- New Hampshire -----		
	<u>DEMVTR</u>	<u>DEM</u>	<u>IND</u>	<u>DEMVTR</u>	<u>DEM</u>	<u>IND</u>
None of them	2	1	3	2	-	2
Hillary Clinton	40	45	33	47	54	36
John Edwards	28	26	31	21	22	21
Barack Obama	20	18	26	16	13	23
Other candidate	2	1	2	2	3	1
All equally	4	5	2	4	2	6
Don't know	4	4	3	8	6	11

Q23. Regardless of your choice for president, who do you think has been best at saying what they believe rather than saying what they think the voters want to hear: Hillary Clinton, John Edwards, or Barack Obama?

	----- Iowa -----			----- New Hampshire -----		
	<u>DEMVTR</u>	<u>DEM</u>	<u>IND</u>	<u>DEMVTR</u>	<u>DEM</u>	<u>IND</u>
None of them (vol)	3	4	3	2	1	4
Hillary Clinton	22	24	15	21	27	14
John Edwards	28	27	27	26	26	27
Barack Obama	34	33	47	41	36	44
Another candidate	3	1	3	3	2	5
All equally (vol)	6	6	5	4	4	3
Don't know	4	5	-	3	4	3

Q24. Regardless of your choice for president, who do you think would be best at handling the war in Iraq: Hillary Clinton, John Edwards, or Barack Obama?

	----- Iowa -----			----- New Hampshire -----		
	<u>DEMVTR</u>	<u>DEM</u>	<u>IND</u>	<u>DEMVTR</u>	<u>DEM</u>	<u>IND</u>
None of them (vol)	4	2	8	3	3	5
Hillary Clinton	33	39	20	34	42	27
John Edwards	23	24	19	15	14	15
Barack Obama	22	19	34	27	24	29
Other candidate	5	3	5	3	1	5
All equally (vol)	6	6	6	7	5	7
Don't know	7	7	8	11	11	12

Q25. Regardless of your choice for president, who do you think would be best on handling foreign trade: Hillary Clinton, John Edwards, or Barack Obama?

	----- Iowa -----			----- New Hampshire -----		
	<u>DEMVTR</u>	<u>DEM</u>	<u>IND</u>	<u>DEMVTR</u>	<u>DEM</u>	<u>IND</u>
None of them (vol)	2	1	1	1	1	1
Hillary Clinton	40	42	37	41	49	33
John Edwards	24	28	16	14	14	14
Barack Obama	15	13	20	22	16	30
Other candidate	4	2	5	3	3	2
All equally (vol)	3	3	5	3	3	2
Don't know	12	11	16	16	14	18

Q26. Do you think Hillary Clinton is well prepared for the job of president of the United States, or does she need a few more years to prepare, or will she never be prepared enough?

	----- Iowa -----			----- New Hampshire -----		
	<u>DEMVTR</u>	<u>DEM</u>	<u>IND</u>	<u>DEMVTR</u>	<u>DEM</u>	<u>IND</u>
Prepared well enough	79	82	77	81	88	74
Needs a few more years	6	7	4	7	4	9
Never be prepared enough	11	8	13	9	6	14
Don't know	4	3	6	3	2	3

Q27. Do you think Barack Obama is well prepared for the job of president of the United States, or does he need a few more years to prepare, or will he never be prepared enough?

	----- Iowa -----			----- New Hampshire -----		
	<u>DEMVTR</u>	<u>DEM</u>	<u>IND</u>	<u>DEMVTR</u>	<u>DEM</u>	<u>IND</u>
Prepared well enough	43	39	54	50	50	52
Needs a few more years	48	52	40	41	42	42
Never be prepared enough	4	4	3	5	6	3
Don't know	5	5	3	4	2	3

Some voters have a specific issue that is so important to them that they will only consider voting for candidates who share their view. What about you?

Q28. When voting in your state's primary or caucus, would you only vote for a candidate who agrees with your position on the timing of a troop withdrawal from Iraq, or would you vote for a candidate who held a different position than you on the timing of a troop withdrawal from Iraq, but agreed with you on most other issues?

	----- Iowa -----			----- New Hampshire -----		
	<u>DEMVTR</u>	<u>DEM</u>	<u>IND</u>	<u>DEMVTR</u>	<u>DEM</u>	<u>IND</u>
Candidate must agree	30	30	34	32	34	27
Candidate can differ	59	58	59	57	54	63
Don't Know	11	12	7	11	12	10

Q29. When voting in your state's primary or caucus, would you only vote for a candidate who agrees with your position on illegal immigration, or would you vote for a candidate who held a different position than you on illegal immigration, but agreed with you on most other issues?

	----- Iowa -----			----- New Hampshire -----		
	<u>DEMVTR</u>	<u>DEM</u>	<u>IND</u>	<u>DEMVTR</u>	<u>DEM</u>	<u>IND</u>
Candidate must agree	22	22	25	23	23	23
Candidate can differ	66	66	67	67	67	66
Don't Know	12	12	8	10	10	11

Q30. In your opinion, do you think Barack Obama's race will be an underlying issue in his bid to win the presidential nomination, or will it not be a factor? (IF UNDERLYING ISSUE) Will it be a positive or a negative factor for him?

	----- Iowa -----			----- New Hampshire -----		
	<u>DEMVTR</u>	<u>DEM</u>	<u>IND</u>	<u>DEMVTR</u>	<u>DEM</u>	<u>IND</u>
Issue - positive	16	14	22	18	18	14
Issue - negative	26	27	23	26	28	24
Not an issue	46	48	44	45	45	47
Don't Know	12	11	11	11	9	15

Q31. In your opinion, do you think Hillary Clinton's gender will be an underlying issue in her bid to win the presidential nomination, or will it not be a factor? (IF UNDERLYING ISSUE) Will it be a positive or a negative factor for her?

	----- Iowa -----			----- New Hampshire -----		
	<u>DEMVTR</u>	<u>DEM</u>	<u>IND</u>	<u>DEMVTR</u>	<u>DEM</u>	<u>IND</u>
Issue - positive	18	16	25	21	19	18
Issue - negative	29	31	16	29	27	35
No issue	47	45	56	42	47	38
Don't Know	6	8	3	8	7	9

Q32. Regardless of your choice for president, who has done more negative campaigning: Hillary Clinton, John Edwards or Barack Obama?

	----- Iowa -----			----- New Hampshire -----		
	<u>DEMVTR</u>	<u>DEM</u>	<u>IND</u>	<u>DEMVTR</u>	<u>DEM</u>	<u>IND</u>
None of them (vol)	15	16	16	16	17	16
Hillary Clinton	29	27	38	40	35	49
John Edwards	12	14	11	11	14	6
Barack Obama	11	12	5	6	7	5
Other candidate (vol)	1	1	1	2	2	1
All equally	10	10	6	8	8	6
Don't Know	22	20	23	17	17	17

#### Q34 TO Q60 ASKED OF REPUBLICAN PRIMARY / CAUCUS VOTERS

I realize that the first Republican presidential caucuses and primaries for the 2008 election are weeks away. But...

Q34. If the Republican [primary/caucus] for president were being held in your state today and the candidates were former New York City Mayor Rudy Giuliani, former Arkansas Governor Mike Huckabee, California Congressman Duncan Hunter, Arizona Senator John McCain, former Massachusetts Governor Mitt Romney, former Tennessee Senator Fred Thompson, or Texas Representative Ron Paul for whom would you vote: Giuliani, Huckabee, Hunter, McCain, Romney, Thompson or Paul? (INCLUDES LEANERS)

	----- Iowa -----		--- New Hampshire ---	
	<u>REPVTR</u>	<u>LKLYVTR</u>	<u>REPVTR</u>	<u>LKLYVTR</u>
Giuliani	6	8	14	17
Huckabee	37	36	9	12
Hunter	1	2	1	1
McCain	11	8	21	20
Paul	2	1	6	4
Romney	23	28	34	34
Thompson	11	10	4	4
D/Know	9	7	11	8

#### Q35 TO Q37 ASKED OF THOSE WHO HAD A CANDIDATE CHOICE

Q35. Are you certain you're going to vote for that candidate, or is it possible that you might end up voting for somebody else?

	----- Iowa -----		----- New Hampshire -----		
	<u>REPVTR</u>	<u>REP</u>	<u>REPVTR</u>	<u>IND</u>	<u>REP</u>
Certain	72	78	57	55	57
Might vote for somebody else	25	19	42	43	42
Don't know	3	3	1	2	1



Q36. Can you tell me the one particular reason why you are supporting your candidate? By that I mean, either a personal quality or trait, or stand or position your candidate holds that has most attracted you to him or her? (*Two replies accepted*)

	----- Iowa -----		----- New Hampshire -----		
	<u>REPVTR</u>	<u>REP</u>	<u>REPVTR</u>	<u>IND</u>	<u>REP</u>
Nothing in particular	5	5	4	5	3
Morals/integrity/honesty	14	15	10	9	10
Agree on issues	12	12	10	7	12
Shares my values	11	12	6	6	7
Family values	8	11	7	7	7
Says what he believes	6	6	6	5	7
Foreign affairs	5	2	6	8	6
Experience/track record	5	6	15	14	16
Opposed to abortion/pro-life	4	4	2	-	3
Terrorism/national security	4	2	3	6	2
Charismatic	3	1	1	-	2
Leadership quality	3	3	7	7	8
Conservative	3	4	4	2	5
Friendly to business	2	2	2	1	2
Economy	2	2	5	10	2
Environmental issues	2	2	-	1	-
Can improve homeland security	2	2	3	6	2
Taxes/support Bush tax cuts	2	2	2	2	3
Best of the lot	2	2	3	1	4
Personal relationship	2	3	2	1	3
True Republican	2	3	3	2	3
Budget deficit	1	-	2	5	-
Foreign trade	1	-	-	-	-
Supported war in Iraq	1	1	1	1	1
Keep troops in Iraq/supported surge	1	-	-	-	-
Can win in November	1	1	-	-	1
Military background	-	-	3	4	2
Health care	-	-	2	2	2
Intelligent	-	-	2	1	2
Gun control	-	-	1	-	1
Social security	-	-	1	1	-
Gay/lesbian issues	-	-	1	-	1
Education	-	-	-	1	-
Other	13	13	8	6	9
Don't Know	2	1	5	5	3

#### Q37 ASKED OF IOWA REPUBLICAN PRIMARY/CAUCUS VOTERS WHO HAD A CANDIDATE CHOICE

Q37. Do you have a second choice in the Republican caucus for president on January 3rd, or not? (IF YES) Would that be Rudy Giuliani, Mike Huckabee, Duncan Hunter, John McCain, Ron Paul, Mitt Romney, or Fred Thompson? (INCLUDES LEANERS)

	----- Iowa -----	
	<u>REPVTR</u>	<u>REP</u>
No 2 <sup>nd</sup> Choice	38	41
Giuliani	7	7
Huckabee	7	8
Hunter	2	2
McCain	8	6
Paul	3	2
Romney	19	18
Thompson	10	11
Other Candidate	2	1
D/Know	4	4

Q38. Looking to the general election in November. What if Rudy Giuliani, Mike Huckabee, John McCain, Mitt Romney or Fred Thompson were the Republican candidate in the November 2008 general election for President... are there any of those five candidates that you just could not vote for under any circumstances, or would you be willing to vote for all of them? *(Two replies accepted)*

	----- Iowa -----		----- New Hampshire -----		
	<u>REPVTR</u>	<u>REP</u>	<u>REPVTR</u>	<u>IND</u>	<u>REP</u>
Could not vote for any of them(vol)	6	7	12	15	10
Rudy Giuliani	18	19	10	8	9
Mike Huckabee	6	6	16	23	13
John McCain	7	7	5	5	5
Mitt Romney	9	10	7	12	3
Fred Thompson	5	5	9	9	10
Could vote for all of them	42	43	35	26	41
Don't Know	13	10	14	15	13

Q39. Are you satisfied or dissatisfied with the selection of Republican presidential candidates in the race? (IF NOT SATISFIED) Is there any particular person that you would like to see run for president? *(open ended question)*

	----- Iowa -----		----- New Hampshire -----		
	<u>REPVTR</u>	<u>REP</u>	<u>REPVTR</u>	<u>IND</u>	<u>REP</u>
Satisfied with candidates	75	78	75	67	81
Not Satisfied (net)	19	15	20	30	15
Newt Gingrich	2	3	2	1	3
Condoleeza Rice	2	-	-	-	-
Other	3	4	6	10	3
Dissatisfied/Don't know who	12	8	12	19	9
Don't Know (net)	6	7	5	3	4

Q40. Which of the following is most important to you in choosing a candidate for president: their views on social issues, such as abortion and gay rights, or their position on national security and terrorism?

	----- Iowa -----		----- New Hampshire -----		
	<u>REPVTR</u>	<u>REP</u>	<u>REPVTR</u>	<u>IND</u>	<u>REP</u>
Neither/something else (vol)	2	2	5	11	2
Social issues	26	27	16	15	15
National security	52	50	65	67	64
Both/equally (vol)	20	21	13	6	18
Don't know	-	-	1	1	1

Q41. Regardless of your choice for president, who do you think has the best chance of beating the Democratic candidate in November: Rudy Giuliani, Mike Huckabee, John McCain, Mitt Romney or Fred Thompson?

	----- Iowa -----		----- New Hampshire -----		
	<u>REPVTR</u>	<u>REP</u>	<u>REPVTR</u>	<u>IND</u>	<u>REP</u>
None of them (vol)	1	1	1	3	-
Rudy Giuliani	11	11	19	16	20
Mike Huckabee	25	24	5	5	6
John McCain	13	14	23	23	23
Mitt Romney	25	24	37	32	39
Fred Thompson	5	5	-	-	1
Other candidate (vol)	1	1	-	-	-
All equally (vol)	3	3	2	4	2
Don't Know	16	17	13	17	9

Q42. Regardless of your choice for president, who do you think would be best on social issues, such as abortion and gay rights: Mitt Romney, Rudy Giuliani, John McCain, Fred Thompson, or Mike Huckabee?

	----- Iowa -----		----- New Hampshire -----		
	<u>REPVTR</u>	<u>REP</u>	<u>REPVTR</u>	<u>IND</u>	<u>REP</u>
None of them (vol)	2	2	1	1	1
Rudy Giuliani	8	9	17	19	17
Mike Huckabee	44	40	16	8	20
John McCain	3	3	13	14	13
Mitt Romney	22	22	32	32	32
Fred Thompson	11	12	4	3	4
Other candidate (vol)	1	2	3	8	1
All equally (vol)	2	2	2	2	2
Don't Know	7	8	12	13	10

Q43. Regardless of your choice for president, who do you think will substantially change the way things are done in Washington: Rudy Giuliani, Mike Huckabee, John McCain, Mitt Romney, or Fred Thompson?

	----- Iowa -----		----- New Hampshire -----		
	<u>REPVTR</u>	<u>REP</u>	<u>REPVTR</u>	<u>IND</u>	<u>REP</u>
None of them (vol)	12	13	10	10	9
Rudy Giuliani	8	8	14	13	15
Mike Huckabee	30	30	9	3	11
John McCain	6	7	20	21	20
Mitt Romney	22	20	30	31	30
Fred Thompson	8	10	2	3	3
Other candidate (vol)	2	1	6	14	1
All equally (vol)	1	1	2	3	2
Don't Know	11	10	7	2	9

Q44. Regardless of your choice for president, who do you think would be best in fighting terrorism and protecting national security: Mitt Romney, Rudy Giuliani, John McCain, Fred Thompson, or Mike Huckabee?

	----- Iowa -----		----- New Hampshire -----		
	<u>REPVTR</u>	<u>REP</u>	<u>REPVTR</u>	<u>IND</u>	<u>REP</u>
None of them (vol)	1	1	1	-	-
Rudy Giuliani	22	22	31	31	31
Mike Huckabee	14	13	2	-	3
John McCain	30	30	37	38	38
Mitt Romney	11	11	20	20	21
Fred Thompson	11	13	2	1	2
Other candidate (vol)	3	4	1	2	-
All equally (vol)	1	1	2	2	2
Don't Know	7	5	4	6	3

Q45. Regardless of your choice for president, who do you think would be best at handling the economy: Rudy Giuliani, Mike Huckabee, John McCain, Mitt Romney or Fred Thompson?

	----- Iowa -----		----- New Hampshire -----		
	<u>REPVTR</u>	<u>REP</u>	<u>REPVTR</u>	<u>IND</u>	<u>REP</u>
None of them (vol)	2	2	1	1	-
Rudy Giuliani	10	11	14	16	13
Mike Huckabee	18	19	4	1	4
John McCain	5	6	14	11	16
Mitt Romney	41	38	54	55	54
Fred Thompson	10	11	2	2	3
Other candidate (vol)	1	2	2	4	1
All equally (vol)	-	-	2	4	1
Don't Know	13	11	7	6	8

Q46. Regardless of your choice for president, who do you think would be best on taxes: Mitt Romney, Rudy Giuliani, John McCain, Fred Thompson, or Mike Huckabee?

	----- Iowa -----		----- New Hampshire -----		
	<u>REPVTR</u>	<u>REP</u>	<u>REPVTR</u>	<u>IND</u>	<u>REP</u>
None of them (vol)	4	3	2	1	3
Rudy Giuliani	10	9	15	15	14
Mike Huckabee	18	19	5	4	4
John McCain	6	6	14	13	16
Mitt Romney	23	25	44	47	41
Fred Thompson	17	18	4	-	6
Other candidate (vol)	3	3	2	5	1
All equally (vol)	1	1	4	3	5
Don't Know	18	16	10	12	10

Q47. Regardless of your choice for president, who do you think would be best on handling the war in Iraq: Mitt Romney, Rudy Giuliani, John McCain, Fred Thompson, or Mike Huckabee?

	----- Iowa -----		----- New Hampshire -----		
	<u>REPVTR</u>	<u>REP</u>	<u>REPVTR</u>	<u>IND</u>	<u>REP</u>
None of them (vol)	2	1	1	3	-
Rudy Giuliani	9	9	16	13	17
Mike Huckabee	12	12	5	2	5
John McCain	40	40	45	48	45
Mitt Romney	11	11	19	16	22
Fred Thompson	11	11	2	2	2
Other candidate (vol)	1	2	2	4	1
All equally (vol)	1	2	2	2	1
Don't Know	13	12	8	10	7

Q48. Regardless of your choice for president, who do you think would be best on handling the illegal immigration situation: Mitt Romney, Rudy Giuliani, John McCain, Fred Thompson, or Mike Huckabee?

	----- Iowa -----		----- New Hampshire -----		
	<u>REPVTR</u>	<u>REP</u>	<u>REPVTR</u>	<u>IND</u>	<u>REP</u>
None of them (vol)	4	5	2	1	3
Rudy Giuliani	7	7	24	22	25
Mike Huckabee	20	21	4	1	5
John McCain	11	11	15	13	17
Mitt Romney	28	28	33	30	35
Fred Thompson	14	15	3	3	3
Other candidate (vol)	5	4	4	8	2
All equally (vol)	1	-	3	6	2
Don't Know	10	9	12	16	8

Q49. Regardless of your choice for president, who do you think has been best at saying what they believe, rather than saying what they think the voters want to hear: Rudy Giuliani, Mike Huckabee, John McCain, Mitt Romney or Fred Thompson?

	----- Iowa -----		----- New Hampshire -----		
	<u>REPVTR</u>	<u>REP</u>	<u>REPVTR</u>	<u>IND</u>	<u>REP</u>
None of them (vol)	3	3	1	4	-
Rudy Giuliani	7	6	18	12	21
Mike Huckabee	40	41	12	7	14
John McCain	17	17	39	48	35
Mitt Romney	13	10	17	18	16
Fred Thompson	14	16	4	1	7
Another candidate (vol)	3	3	3	7	1
All equally (vol)	1	1	2	1	2
Don't Know	2	3	4	2	4

Q50. Regardless of your choice for president, who do you think would be best on handling foreign affairs: Mitt Romney, Rudy Giuliani, John McCain, Fred Thompson, or Mike Huckabee?

	----- Iowa -----		----- New Hampshire -----		
	<u>REPVTR</u>	<u>REP</u>	<u>REPVTR</u>	<u>IND</u>	<u>REP</u>
None of them (vol)	1	1	1	2	-
Rudy Giuliani	11	12	14	12	15
Mike Huckabee	15	16	2	2	2
John McCain	31	30	42	34	48
Mitt Romney	18	17	26	29	23
Fred Thompson	10	10	2	1	3
Other candidate (vol)	2	2	2	4	1
All equally (vol)	1	2	1	1	1
Don't Know	11	10	10	15	7

Some voters have a specific issue that is so important to them that they will only consider voting for candidates who share their view. What about you?

Q51. When voting in your state's primary or caucus, would you only vote for a candidate who agrees with your position on abortion, or would you vote for a candidate who held a different position than you on abortion, but agreed with you on most other issues?

	----- Iowa -----		----- New Hampshire -----		
	<u>REPVTR</u>	<u>REP</u>	<u>REPVTR</u>	<u>IND</u>	<u>REP</u>
Candidate must agree	43	49	31	22	35
Candidate can differ	51	47	62	72	58
Don't know	6	4	7	6	7

Q52. When voting in your state's primary or caucus, would you only vote for a candidate who agrees with your position on illegal immigration, or would you vote for a candidate who held a different position than you on illegal immigration, but agreed with you on most other issues?

	----- Iowa -----		----- New Hampshire -----		
	<u>REPVTR</u>	<u>REP</u>	<u>REPVTR</u>	<u>IND</u>	<u>REP</u>
Candidate must agree	47	49	40	39	41
Candidate can differ	48	48	56	56	56
Don't know	5	3	4	5	3

Q53. Do you think Rudy Giuliani is well prepared for the job of president of the United States, or does he need a few more years to prepare, or will he never be prepared enough?

	----- Iowa -----		----- New Hampshire -----		
	<u>REPVTR</u>	<u>REP</u>	<u>REPVTR</u>	<u>IND</u>	<u>REP</u>
Prepared well enough	52	54	61	53	64
Needs a few more years	23	20	21	28	18
Never be prepared enough	21	21	12	13	12
Don't know	4	5	6	6	6

Q54. Do you think Mike Huckabee is well prepared for the job of president of the United States, or does he need a few more years to prepare, or will he never be prepared enough?

	----- Iowa -----		----- New Hampshire -----		
	<u>REPVTR</u>	<u>REP</u>	<u>REPVTR</u>	<u>IND</u>	<u>REP</u>
Prepared well enough	52	52	20	15	22
Needs a few more years	25	26	32	31	32
Never be prepared enough	14	15	29	36	25
Don't know	9	7	19	18	21

Q55. Do you think Mitt Romney is well prepared for the job as president, or does he need a few more years to prepare, or will he never be prepared enough?

	----- Iowa -----		----- New Hampshire -----		
	<u>REPVTR</u>	<u>REP</u>	<u>REPVTR</u>	<u>IND</u>	<u>REP</u>
Prepared well enough	70	70	71	65	73
Needs a few more years	16	16	16	20	15
Never be prepared enough	9	10	8	8	8
Don't know	5	4	5	7	4

Q56. Do you think John McCain is well prepared for the job of president of the United States, or does he need a few more years to prepare, or will he never be prepared enough?

	----- Iowa -----		----- New Hampshire -----		
	<u>REPVTR</u>	<u>REP</u>	<u>REPVTR</u>	<u>IND</u>	<u>REP</u>
Prepared well enough	66	64	78	77	79
Needs a few more years	9	8	4	6	3
Never be prepared enough	20	23	14	14	13
Don't know	5	5	4	3	5

Q57. In your opinion, do you think Mitt Romney's Mormon faith will be an underlying issue in his bid to win the presidential nomination, or will it not be a factor? (IF UNDERLYING ISSUE) Will it be a positive or a negative factor for him?

	----- Iowa -----		----- New Hampshire -----		
	<u>REPVTR</u>	<u>REP</u>	<u>REPVTR</u>	<u>IND</u>	<u>REP</u>
Issue - positive factor	6	6	7	6	7
Issue - negative factor	46	48	33	33	33
Not an issue	44	44	56	61	55
Don't Know	4	2	4	-	5

Q58. In your opinion, do you think Mike Huckabee's Christian conservative belief will be an underlying issue in his bid to win the presidential nomination, or will it not be a factor? (IF UNDERLYING ISSUE) Will it be a positive or a negative factor for him?

	----- Iowa -----		----- New Hampshire -----		
	<u>REPVTR</u>	<u>REP</u>	<u>REPVTR</u>	<u>IND</u>	<u>REP</u>
Issue - positive factor	42	43	27	28	28
Issue - negative factor	15	16	30	39	24
Not an issue	36	35	35	29	39
Don't Know	7	6	8	4	9

Q59. In your opinion, do you think Rudy Giuliani's belief in abortion rights and his stance on other social issues will be an underlying issue in his bid to win the presidential nomination, or will it not be a factor? (IF UNDERLYING ISSUE) Will it be a positive or a negative factor for him?

	----- Iowa -----		----- New Hampshire -----		
	<u>REPVTR</u>	<u>REP</u>	<u>REPVTR</u>	<u>IND</u>	<u>REP</u>
Issue - positive factor	8	8	12	14	11
Issue - negative factor	61	64	36	35	36
Not an issue	24	21	40	42	40
Don't Know	7	7	13	10	14

Q60. Regardless of your choice for president, who has done more negative campaigning: Rudy Giuliani, Mike Huckabee, John McCain, Mitt Romney, or Fred Thompson?

	----- Iowa -----		----- New Hampshire -----		
	<u>REPVTR</u>	<u>REP</u>	<u>REPVTR</u>	<u>IND</u>	<u>REP</u>
None of them (vol)	13	14	14	17	14
Rudy Giuliani	8	6	10	10	11
Mike Huckabee	9	8	16	20	13
John McCain	6	5	4	2	5
Mitt Romney	35	35	15	17	13
Fred Thompson	3	3	2	2	2
Other candidate (vol)	3	4	1	-	1
All equally (vol)	3	3	5	2	5
Don't know	20	22	33	30	36

## Q61 TO Q69 AMONG ALL REGISTERED VOTERS

Q61. First, I would like to ask you where you usually get most of your information about the upcoming presidential election -- from newspapers articles, or from news broadcasts on television or the radio, or from magazine articles, or from the Internet in such places as blogs, YouTube and emails, or by political organizations contacting you directly, or from campaign commercials, or from talking to friends and acquaintances, or do you not pay all that much attention to the upcoming presidential election? (*Two replies accepted*)

	----- Iowa -----			----- New Hampshire -----		
	<u>REG</u>	<u>DEMVTR</u>	<u>REPVTR</u>	<u>REG</u>	<u>DEMVTR</u>	<u>REPVTR</u>
TV news broadcasts	64	60	55	57	56	57
Newspapers articles	39	47	37	35	35	36
Internet/blogs/ etc.	16	21	23	24	25	28
Radio news broadcasts	13	9	23	22	22	23
Friends/acquaintances	8	8	5	9	9	9
Campaign commercials	7	8	6	6	5	7
Magazine articles	4	6	4	5	6	5
Contacted by political orgs	4	7	4	2	3	2
Some other way	2	4	3	3	4	2
Don't pay much attention	1	-	-	2	1	1
Don't know	1	1	-	-	-	-

Q62. What issue or problem do you consider the top priority for candidates running for president to address this election: Is it the war in Iraq, or national security, or the economy, or education, or taxes, or morality and family values, or healthcare issues, or illegal immigration, or ethics in government or other social issues, such as abortion and gay rights, or is there another issue? I could repeat these if you wish. (*Two Replies accepted*)

	----- Iowa -----			----- New Hampshire -----		
	<u>REG</u>	<u>DEMVTR</u>	<u>REPVTR</u>	<u>REG</u>	<u>DEMVTR</u>	<u>REPVTR</u>
War in Iraq	37	43	31	35	42	28
Healthcare issues	27	39	9	24	35	10
Economy	23	28	19	27	26	29
Illegal immigration	14	8	23	15	6	27
National security	11	7	28	14	4	29
Education	9	10	3	6	7	3
Morality and family values	7	2	16	4	1	7
Taxes	6	2	7	5	4	8
Ethics in govt.	4	6	5	5	7	3
Other social issues	4	3	8	6	4	9
Other	3	4	2	6	9	3
None of these/all of these (vol)	9	8	4	8	8	6
Don't know	3	1	2	1	1	1

Q63. Which of these statements comes closer to your view: "A presidential candidate's religious beliefs and his relationship with God should play a part in his campaign," or "A presidential candidate's religious beliefs and his relationship with God are personal and should not be part of his campaign"?

	----- Iowa -----			----- New Hampshire -----		
	<u>REG</u>	<u>DEMVTR</u>	<u>REPVTR</u>	<u>REG</u>	<u>DEMVTR</u>	<u>REPVTR</u>
Play a part	35	22	54	22	15	30
Should not play a part	57	71	42	73	80	65
Don't know	8	7	4	5	5	5



Q64. If you found out that a presidential candidate you support had, in the past, had an extramarital affair, would that affect your support of that candidate, or not? (IF WOULD AFFECT) Once you knew that, would you be more or less likely to support that candidate?

	----- Iowa -----			----- New Hampshire -----		
	<u>REG</u>	<u>DEMVTR</u>	<u>REPVTR</u>	<u>REG</u>	<u>DEMVTR</u>	<u>REPVTR</u>
No effect	<b>57</b>	<b>73</b>	<b>39</b>	<b>61</b>	<b>72</b>	<b>52</b>
More likely	<b>13</b>	<b>8</b>	<b>22</b>	<b>12</b>	<b>7</b>	<b>18</b>
Less likely	<b>18</b>	<b>11</b>	<b>27</b>	<b>14</b>	<b>8</b>	<b>20</b>
It depends (vol)	<b>8</b>	<b>5</b>	<b>9</b>	<b>9</b>	<b>9</b>	<b>8</b>
Don't know	<b>4</b>	<b>3</b>	<b>3</b>	<b>4</b>	<b>4</b>	<b>2</b>

Q65. If you found out that a presidential candidate you support had, in the past, occasionally used illegal drugs, would that affect your support of that candidate, or not? (IF WOULD AFFECT) Once you knew that, would you be more or less likely to support that candidate?

	----- Iowa -----			----- New Hampshire -----		
	<u>REG</u>	<u>DEMVTR</u>	<u>REPVTR</u>	<u>REG</u>	<u>DEMVTR</u>	<u>REPVTR</u>
No effect	<b>56</b>	<b>73</b>	<b>51</b>	<b>67</b>	<b>76</b>	<b>59</b>
More likely	<b>12</b>	<b>9</b>	<b>11</b>	<b>8</b>	<b>5</b>	<b>11</b>
Less likely	<b>15</b>	<b>7</b>	<b>19</b>	<b>10</b>	<b>5</b>	<b>14</b>
It depends (vol)	<b>13</b>	<b>10</b>	<b>15</b>	<b>12</b>	<b>10</b>	<b>13</b>
Don't know	<b>4</b>	<b>1</b>	<b>4</b>	<b>3</b>	<b>4</b>	<b>3</b>

Q66. Do you think things in this country are generally going in the right direction or are they seriously off on the wrong track?

	----- Iowa -----			----- New Hampshire -----		
	<u>REG</u>	<u>DEMVTR</u>	<u>REPVTR</u>	<u>REG</u>	<u>DEMVTR</u>	<u>REPVTR</u>
Right direction	<b>22</b>	<b>8</b>	<b>53</b>	<b>21</b>	<b>8</b>	<b>40</b>
Wrong track	<b>69</b>	<b>89</b>	<b>40</b>	<b>72</b>	<b>88</b>	<b>49</b>
Don't know	<b>9</b>	<b>3</b>	<b>7</b>	<b>7</b>	<b>4</b>	<b>11</b>

Q67. Generally speaking, do you think the nation's economy these days is doing very well, or fairly well, or fairly badly, or very badly?

	----- Iowa -----			----- New Hampshire -----		
	<u>REG</u>	<u>DEMVTR</u>	<u>REPVTR</u>	<u>REG</u>	<u>DEMVTR</u>	<u>REPVTR</u>
Well (net)	<b><u>44</u></b>	<b><u>28</u></b>	<b><u>74</u></b>	<b><u>39</u></b>	<b><u>21</u></b>	<b><u>64</u></b>
Very well	<b>5</b>	<b>2</b>	<b>12</b>	<b>5</b>	<b>2</b>	<b>10</b>
Fairly well	<b>39</b>	<b>26</b>	<b>62</b>	<b>34</b>	<b>19</b>	<b>55</b>
Badly (net)	<b><u>52</u></b>	<b><u>70</u></b>	<b><u>25</u></b>	<b><u>59</u></b>	<b><u>77</u></b>	<b><u>34</u></b>
Fairly badly	<b>31</b>	<b>37</b>	<b>17</b>	<b>35</b>	<b>47</b>	<b>21</b>
Very badly	<b>21</b>	<b>33</b>	<b>8</b>	<b>23</b>	<b>30</b>	<b>12</b>
D/Know (net)	<b><u>4</u></b>	<b><u>2</u></b>	<b><u>1</u></b>	<b><u>2</u></b>	<b><u>2</u></b>	<b><u>2</u></b>

Q68. All in all, do you think the situation in Iraq was worth going to war over, or not?

	----- Iowa -----			----- New Hampshire -----		
	<u>REG</u>	<u>DEMVTR</u>	<u>REPVTR</u>	<u>REG</u>	<u>DEMVTR</u>	<u>REPVTR</u>
Yes, worth going to war	<b>35</b>	<b>12</b>	<b>73</b>	<b>28</b>	<b>8</b>	<b>56</b>
No, not worth going to war	<b>57</b>	<b>83</b>	<b>21</b>	<b>65</b>	<b>90</b>	<b>34</b>
Don't know	<b>8</b>	<b>5</b>	<b>6</b>	<b>7</b>	<b>2</b>	<b>10</b>

Q69. In your opinion, should the United States withdraw troops from Iraq right away, or should the U.S. begin bringing troops home within the next year, or should troops stay in Iraq for as long as it takes to win the war?

	----- Iowa -----			----- New Hampshire -----		
	<u>REG</u>	<u>DEM</u> <u>VTR</u>	<u>REP</u> <u>VTR</u>	<u>REG</u>	<u>DEM</u> <u>VTR</u>	<u>REP</u> <u>VTR</u>
Troops home right away	<b>20</b>	<b>28</b>	<b>3</b>	<b>22</b>	<b>33</b>	<b>7</b>
Within the next year	<b>46</b>	<b>60</b>	<b>26</b>	<b>46</b>	<b>55</b>	<b>34</b>
Long as it takes	<b>28</b>	<b>7</b>	<b>68</b>	<b>27</b>	<b>9</b>	<b>54</b>
Don't know	<b>6</b>	<b>5</b>	<b>3</b>	<b>5</b>	<b>3</b>	<b>5</b>

## METHODOLOGY – STUDY 549

The Times/Bloomberg Poll was conducted by telephone among adults with landline telephone numbers, and numbers ported to cell phones, in the states of Iowa and New Hampshire. The survey began December 20<sup>th</sup> through the 23<sup>rd</sup>, was on hiatus over the 24<sup>th</sup> and 25<sup>th</sup>, and resumed on the 26<sup>th</sup>. Multiple attempts were made to contact each number over the entire survey period.

*Iowa:* Since a very small percentage of voting age Iowans attended a caucus in 2004, the Times Poll designed, in consultation with Survey Sampling International, a sample that would yield greater numbers of voters and thus a larger pool of likely caucus goers for analysis. Listed phone numbers in Iowa were randomly sampled at a higher rate than unlisted numbers and the results were weighted into proportion to be representative of the Iowa voting age population statewide. 2,312 adults completed the survey in Iowa, including 2,145 registered voters (margin of sampling error +/-2), 580 Democratic caucus voters (+/-5) 389 likely Democratic caucus voters (+/-5), 310 Republican caucus voters (+/-6) and 174 likely Republican caucus goers (+/-7).

For this survey, caucus voters in Iowa are those who are either registered to vote or who said they intended to register in order to participate in a Democratic or Republican party caucus. All were screened for their intention to attend such a caucus. For likely voters, vote history was also taken into account, although first time voters were not excluded, and voters were also screened on the intensity of their commitment to attend among other things. The survey was analyzed among the larger groups of primary voters, while likely voter turnout models were utilized in the analysis of the primary elections.

*New Hampshire:* The Poll interviewed 1,459 adults in the state of New Hampshire via telephone in a random sample of landline phone numbers which includes numbers ported to cell phones, statewide. Included are 1,279 registered voters (+/-3) 519 Democratic primary voters (+/-4), 361 likely Democratic primary voters, 442 Republican primary voters (+/-5), and 318 Republican likely voters (+/-6). New Hampshire primary voters and likely voters were also screened for their intention to vote, intensity of commitment, and past voting history.

### *Other Methodological Notes*

For some subgroups reported in both states, margins of sampling error may be somewhat higher than for the subgroups mentioned in this methodology. Recent Census data was used to weight the overall samples of adults in each state. The Times/Bloomberg Poll would like to remind readers that sampling error is only one problem facing researchers – survey results may also be affected by factors such as question wording, the order in which questions are presented, non-response bias, and the influence of outside events that take place during the survey period. For example, Tom Tancredo announced his withdrawal for consideration for the Republican presidential nomination on the day the survey began, and so was not included, by name, in the Republican primary vote question in this poll.

Telephone interviews were conducted by Interviewing Services of America, Van Nuys. The survey was supervised by Los Angeles Times Poll Director Susan Pinkus. Jill Darling is the Associate Poll Director. The poll may be contacted by writing to [timespoll@latimes.com](mailto:timespoll@latimes.com). Press releases, data tables, poll stories, graphics, and other data are archived online at <http://latimes.com/timespoll>.