



It's never too late for a new beginning.



Believe in better. Donate now.

We believe in helping people help themselves. Your ongoing support shows you do too. Sign up for monthly donations this holiday to fund life-changing housing, meals, and more for 450+ families every year.

Help our neighbors leave homelessness behind.



Father
Joe's
Villages

neighbor.org | (619) HOMELESS (466-3537)

INDEX

Confidence is high in local nonprofits.....4

AREA NONPROFITS BY SECTOR

ARTS, CULTURE & HUMANITIES

Performing arts.....47

Museums.....48

Other arts.....49

EDUCATION

Higher education.....50

Other education.....51

Environment.....52

Animal-related.....53

HEALTH

Hospitals.....54

Other health.....55

HUMAN SERVICES

Food and housing.....56

Recreation and youth.....57

Other.....58

International.....59

Philanthropy, volunteerism and community improvement.....60

Other public benefit.....61

ADVERTISERS

Father Joe's Villages.....2

Support the Enlisted Project.....5

Fresh Start Surgical Gifts.....6-7

A Step Beyond.....8

American Red Cross.....9

Boys & Girls Clubs of Greater San Diego...10-11

Challenged Athletes Foundation.....12

Center for Community Solutions.....13

Classroom of the Future Foundation.....14

Curebound.....15

Father Joe's Villages.....16-17

George G. Glenner Alzheimer's Family Centers, Inc.....18-19

International Relief Teams.....20

Meals on Wheels.....21

Jewish Family Service of San Diego.....22-23

Just in Time for Foster Youth.....24-25

MiraCosta College Foundation.....26-27

Neighborhood Healthcare.....28-29

San Diego Center for the Blind.....30-31

San Diego Council on Literacy.....32-33

San Diego Rescue Mission.....34-35

San Diego Zoo Wildlife Alliance.....36

San Ysidro Health.....37

Serving Seniors.....38-39

Solutions for Change.....40-41

SBCS (South Bay Community Services)...42-43

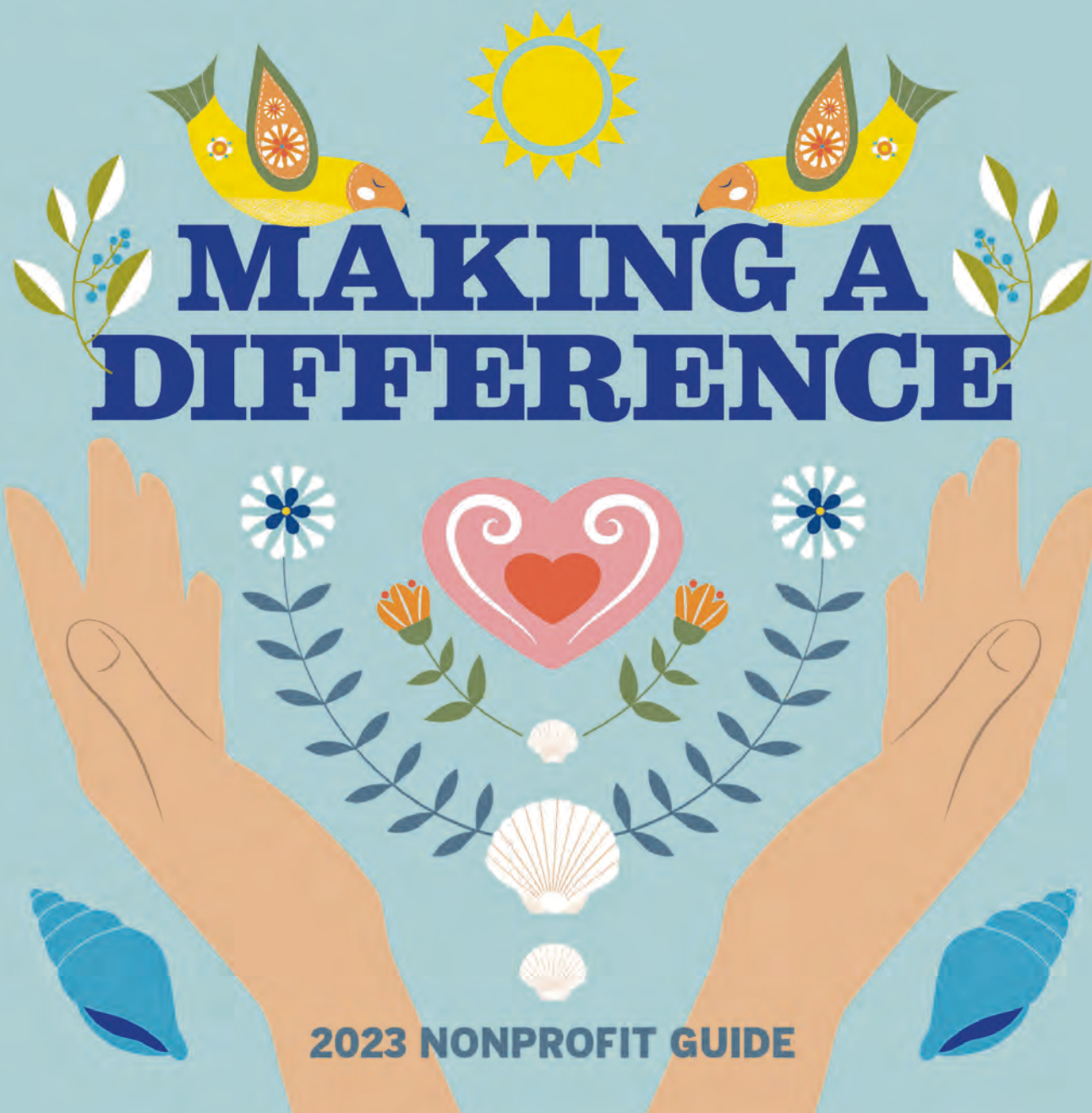
TrueCare.....44-45

Salk Institute.....46

Union of Pan Asian Communities.....62-63

HandsOn San Diego.....64

The San Diego Union-Tribune



ANITA L. ARAMBULA GETTY IMAGES/U-T ILLUSTRATION

METHODOLOGY: ABOUT THE DATA

The listing of nonprofits provided in this guide is based on IRS public data records compiled and verified by The Nonprofit Institute, University of San Diego (sandiego.edu/soles/nonprofit/), and DataLake Nonprofit Research (datalake.net).

These lists are limited to 501 (c) (3)

Public Charities. Organization size and rank were assessed by combining revenue and assets as reported on the most recently available IRS Form 990/990ez.

Classifications/groupings were determined using the National Taxonomy of Exempt Entities (NTEE) codes, an IRS classification system for nonprofits.

The organizations listed were

identified and ordered by mission and program statements, total revenues, expenses, and assets reported by each organization for circa tax year 2020.

Note: These data are self-reported and subject to change; they may contain errors, omissions and discrepancies.

These lists do not serve an endorsement of any organization.

Confidence is high in local nonprofits

THE NONPROFIT INSTITUTE

As San Diegans reflect on the challenges of the past few years, they continue to hold the highest levels of confidence in nonprofits — more so than the government and for-profit sectors.

The Nonprofit Institute at the University of San Diego recently released its annual State of Nonprofits and Philanthropy report, which assesses the health of the local nonprofit sector and its ability to meet the needs of San Diegans.

Public opinion polling, conducted in partnership with Luth Research, shows that San Diegans place great confidence in nonprofits. At the same time, the study shows that, among a host of growing concerns about quality-of-life measures, San Diegans rank the health of the nonprofit sector lowest on their list of concerns.

“There seems to be a presumption in the minds of the public that nonprofits will just be there to serve our community,” said Dr. Laura Deitrick, co-author of the report.

“However, until individuals make the connection between the health and capacity of the nonprofit sector and their own quality of life, the sector will likely remain under-resourced.”

As the Nonprofit Institute report illustrates, San Diegans are expressing increased alarm about housing, climate change impacts, jobs that provide a livable wage, and mental health, all listed among their highest quality-of-life concerns — and areas most often addressed by local nonprofits. These causes, however, did not align with the primary areas of giving reported by San Diego residents.

While the report highlights several positive findings that suggest San



EDUARDO CONTRERAS U-T

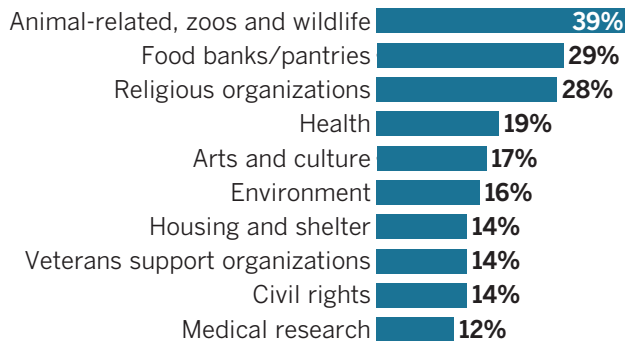
The Nonprofit Institute, housed at the University of San Diego, provides education, training and research to strengthen organizations.

Diego County’s nonprofit sector is in a relatively healthy position to deliver services, it also documents several factors that could disrupt nonprofits’ ability to meet community needs.

In addition to quarterly polling, the report draws from multiple data sources, including an annual survey of local nonprofit leaders, which was administered in July 2022, and the most recently available IRS tax filings from nonprofit and philanthropic organizations.

“The findings point to a unique moment in time where the nonprofit sector is poised to be able to confront some of the most intractable problems in our region, but in order to do this, they must have cross-sector support from

Causes San Diegans donated to 2022



Source: The Nonprofit Institute, University of San Diego

MICHELLE GUERRERO U-T

business, government, philanthropy and all San Diegans,” said Deitrick.

The nonprofit sector’s ability to realize its potential is most immediately threatened by the impacts

of inflation and competition for qualified workers. In the nonprofit sector, inflation has increased the cost of delivering services and put upward pressure on wages in an already

tight labor market. Further, as fewer people are able to make ends meet because of the impacts of inflation, the demand for nonprofit services continues to rise.

Evidence of threats to nonprofit sector’s health

- Inflation is eroding the value of nonprofit assets as well as the wealth of individual donors who support the sector: 80 percent of nonprofit leaders reported increased prices for program-related costs and 75 percent reported pressure to raise wages to meet the growing cost of living for staff.

- Hiring challenges and wage competition are making it difficult to grow programs to meet increased demand: 60 per-

cent of nonprofit leaders predict they will need to hire for new positions in the coming year. Yet, two-thirds report difficulty in hiring as they compete with the for-profit sector for talented staff.

- Demand for services is increasing: 77 percent of nonprofit leaders reported growing demand for their services, which was largely attributed to an increase in basic needs such as food, housing and cash assistance as a result of the high cost of living in the region.

“Although the operating environment is challenging, our data indicate that the sector is, in many ways, well positioned to respond and meet community needs.” SEE **NONPROFITS** • PAGE 46

SUPPORT THE ENLISTED PROJECT, STEP



OUR MISSION STATEMENT

Assist junior active duty enlisted members, recently discharged veterans and their families who are facing financial crisis achieve long term financial self-sufficiency through counseling, education and grants.

Our 2023 goals

After 10 years of delivering service in Southern California and Washington state, our focus in the next 10 years is on providing junior enlisted and transitioning service members and their families worldwide with access to STEP.

The areas we serve

STEP began in Southern California and successfully expanded coverage to include Washington state. It continues to find ways to serve more junior enlisted military and veteran families across the country.

Fundraising events

Swing For Our Heroes Charity Golf Tournament is held each summer to raise critical funds for our life changing

Emergency Financial Assistance program for military families facing a loss of basic needs - eviction, repossession, utility disconnection, food insecurities and more

For event information, including our fundraising Baby on Board, School Backpack, Thanksgiving Dinner and Holiday Toy drives, visit teamSTEPusa.org.

Calling all volunteers

Our work would not be possible without the dedication and support of our volunteers. Visit our website, teamSTEPusa.org, to learn about volunteer opportunities.

To learn about group volunteer projects and other opportunities, please email Tina Brantley, programs coordinator, at eglantina.brantley@teamstepusa.org

Donation opportunities

The generosity of donors like you helps to change the lives of active-duty military and recently discharged veterans and their families we serve every day. Make a life-saving donation at teamSTEPusa.org.

We gratefully receive checks, employee matching gifts, foundation grants and donor-advised funds, as well as donations of stocks and planned giving. For six consecutive years, STEP has received a four-star rating by Charity Navigator, achieved by only 3% of nonprofits. This designation recognizes STEP for strong financial health, commitment to accountability and transparency.



ESTABLISHED 2012

9915 Businesspark Ave., Suite A,
San Diego, CA 92131

Phone: 858-695-6810

Website
teamSTEPusa.org

Email
info@teamSTEPusa.org

Facebook
[@teamSTEPusa](https://www.facebook.com/teamSTEPusa)

Twitter
[@teamSTEPusa](https://twitter.com/teamSTEPusa)

EXECUTIVES

Tony Teravainen,
CEO & Co-Founder

Kathi Bradshaw,
Vice President

Lisa Culver,
Director of Philanthropy

BOARD OF DIRECTORS

William "Bill" Boggs,
Chair

David Schnell,
Vice Chair

Deborah "Deb" Loeffler,
Secretary

Devie Gatica
Treasurer

Rick Benito
James Carmody

Tom Egan
Brian Epperson

Mike Evans
John "JP" Farnam

Curt Jones
Wessal Khader

Terry Magee
Jenni Nesbitt

FRESH START SURGICAL GIFTS



OUR MISSION STATEMENT

Fresh Start Surgical Gifts transforms the lives of disadvantaged infants, children and teens with physical and cosmetic deformities caused by birth defects, accidents, abuse or disease through the gift of reconstructive surgery and related healthcare services, at no cost whatsoever to patients.

Our 2023 goals

Children with correctable conditions are not receiving the medical care they need to thrive simply because they do not have access to high-quality care due to being uninsured, under-insured or insurance is denying care because a condition is classified as cosmetic. Fresh Start is here to help. You can too by supporting Fresh Start.

The areas we serve

Providing no-cost reconstructive and plastic surgeries and related medical care to infants, children and teens living in the United States and internationally.

Fundraising events

Fresh Start Surgical Gifts hosts events throughout the year, offering guests the opportunity to donate and support the cause. The annual Celebrity Golf Tournament hosted by Alfonso Ribeiro and the Butterfly Ball Gala happen each year to benefit Fresh Start Surgical Gifts to help transform children's lives.

Calling all volunteers

Medical and dental professionals interested in volunteer opportunities can visit freshstart.org or email Linette Villalobos at linette@freshstart.org. Volunteers for events can email Brandy Schwab at brandy@freshstart.org.

Donation opportunities

Supporters may donate by contacting Fresh Start or attending one of the events. One hundred percent of every dollar raised directly benefits the children's medical program. Each year, in partnership with Rady Children's Hospital, Fresh Start hosts six Surgery Weekend cycles, where reconstructive and plastic surgeries are performed by world-renowned surgeons and their teams. Supporting medical treatments, laser treatments, speech therapy and dental and orthodontic work is also provided. Fresh Start is committed to caring for every patient until the best possible outcome is achieved.



ESTABLISHED 1991

2011 Palomar Airport Rd., Ste. 206
Carlsbad, CA 92011

Phone

760-448-2018

Fax

760-944-1729

Website

freshstart.org

Email

michelle@freshstart.org

Facebook

@FreshStartSurgery

Twitter

@FreshStartSurg

EXECUTIVES

Shari Brasher,
Chief Executive Officer

Michelle Pius,
Chief Development Officer

BOARD OF DIRECTORS

Jeremy Hirshberg, Ph.D.,
President

Jeff Umansky, M.D.,
Immediate Past President

Maggie Shoecraft,
Vice President

Tommy Reynolds,
Secretary

Margaret Phelan,
Treasurer

Anthony Arnold

Michael Brucker, M.D.

Frank Fazio

Traci C. Holley

Erik Moore

Ian Sells

Alex Shahabe

Temple Zander, Ph.D.

**Your dollar can make
a bigger difference because every
dollar donated to Fresh Start provides
\$5 in medical care.**

Fresh Start Surgical Gifts is dedicated to transforming the lives of disadvantaged youth with physical deformities by providing comprehensive reconstructive surgery and related medical care at no cost at all to the patient and their family.

So far:

8,818 children in need have been helped

22,668 surgeries & related treatments have been provided

\$56,268,454 has been donated in medical care

100% of all financial contributions go directly toward patients

To learn how you can make a difference,
please visit FreshStart.org



BEFORE



AFTER



BEFORE



AFTER



BEFORE



AFTER

Fresh Start
Surgical Gifts

A STEP BEYOND



OUR MISSION STATEMENT

To prepare underserved youth for success in college, career and life through dance education, academic support and family services.

Our 2023 goals

ASB empowers underserved students to be college and career ready. We provide 240+ students with dance education, academic tutoring, college/career readiness skills, counseling and crisis support through a holistic 10-year program. One hundred percent of ASB seniors are expected to graduate high school and immediately enroll in college or career programs.

The areas we serve

ASB's program serves third- through 12th-grade students from Title 1 schools in Escondido and San Marcos.

Fundraising events

ASB will host its Third Annual Wine-Tasting Benefit at the Westin Carlsbad Resort & Spa on Sept. 7, 2023. This marquee event will feature premier wines, quality entertainment, networking and an opportunity to learn more about our impactful program and meet our students. Learn more at a-step-beyond.org.

Calling all volunteers

ASB invites you and your company to join our volunteer team. We are excited to match your interests to our needs. We are looking for volunteers to support:

- Guest speaking about careers
- Industry informational interviews for students
- Student mentorship
- Academic tutoring
- Family resource distributions

Donation opportunities

At ASB, we're changing lives by empowering youth to step beyond their circumstance and succeed. Every donation to our program supports college and career readiness for our students. Get involved by:

- Donating before Dec. 31 through our Year End Giving Campaign
- Contributing to our Student Scholarship Fund. All donations to this fund will be matched until Dec. 31 by an anonymous donor.
- Encouraging your company to volunteer and donate to ASB
- Sponsoring our Second Annual Community Reception on March 22, 2023, and/or our Third Annual Wine-Tasting Benefit on Sept. 7, 2023



ESTABLISHED 2014

340 N. Escondido Blvd.,
Escondido, CA 92025

Phone: 760-670-3250

Website: a-step-beyond.org

Email: jwright@a-step-beyond.org

Facebook: [@astepbeyond2014](https://www.facebook.com/astepbeyond2014)

Twitter: [@A_Step_Beyond10](https://twitter.com/A_Step_Beyond10)

EXECUTIVES

James Wright, CEO

BOARD OF DIRECTORS

Leslie Culbertson

Dan Platt

Steve Gosselin

Jonathan Fikse

Bonnie Platt

James Wright

Jay Culbertson

Frank Foster

Janet Foster

Candise Holmlund

Jackie Loaiza

Jennifer Oliver

Jeff Segall

Dave Smith

Janean Stripe

Dr. Jose Villarreal

Vicki Zeiger

Vishal Mehta

Kimberly Mayes-Bedford

Claudia Briseno

Anna Punzalan

Dr. Jennifer Ostergren

Dr. Star Rivera-Lacey

Brian Bedford

Help Can't Wait DURING EMERGENCIES



The American Red Cross of San Diego and Imperial Counties exists to provide compassionate care to those in need. We invite you and others to join the American Red Cross mission by volunteering, giving blood, learning lifesaving skills or making a financial donation. Your support helps ensure families don't face emergencies alone.

Volunteer. Give Blood. Donate. Take a Class.
Visit redcross.org/SoCal or call 1-800-RED CROSS to learn more.

American Red Cross of San Diego and Imperial Counties | 3950 Calle Fortunada | San Diego, CA 92123



American Red Cross
San Diego and Imperial
Counties

BOYS & GIRLS CLUBS OF GREATER SAN DIEGO



OUR MISSION STATEMENT

To inspire and enable youth to achieve academic success, build good character and responsible citizenship and make healthy lifestyle choices.

Our 2023 goals

The pandemic impacted this organization in many ways. Last year was a rebuilding year. In 2022-2023 our goals are to expand the number of youth we serve and positively impact them through quality programs and relationship with caring mentors. We were able to open four new school site programs in August 2022.

The areas we serve

We operate 23 community-based sites covering a service area of over 2,000 square miles from National City to Borrego Springs.

Fundraising events

- Little Jumps Big Changes – February 2023
- Borrego Springs Golf – Feb. 24, 2023
- An Evening of Changing Lives – Sept. 16, 2023

Calling all volunteers

We offer a variety of individual and group volunteer opportunities. Volunteers are needed in programs, to support fundraisers and for one-time projects. Please note that opportunities may have time/day restrictions and require background checks. Visit us at sdyouth.org/volunteer for more information.

Donation opportunities

While memberships costs are low for families to attend our Clubs, it costs our organization much more to put one youth through our programs. In 2021, we awarded scholarships valued at \$235,000, and 86% of donations went to program services. We offer several ways to support our organization through donations, matching gifts, giving societies, in-kind services and planned giving. For more information on ways to donate, visit us at sdyouth.org/howyoucanhelp.



**BOYS & GIRLS CLUBS
OF GREATER SAN DIEGO**

CHANGING LIVES.

ESTABLISHED 1941

4635 Clairemont Mesa Blvd.
San Diego, CA 92117

Phone: 858-866-0591

Fax: 858-866-0595

Website: SDYouth.org

Email: info@SDYouth.org

Facebook: @BGCGSD

Twitter: @BGCGSD

EXECUTIVES

Danny Sherlock, President & CEO

BOARD OF DIRECTORS

Chris Burt, Chair

Kim Molzahn, Chair Elect

Richard Shea,
Immediate Past Chair

Sara Greenspan, Secretary

Curtis Cotton, Treasurer

Rocky Ewell, Vice Chair

Matt Frazier, Vice Chair

Jeff Nadeau, Vice Chair

Carol Rolf, Vice Chair

Rich Aeling, Ian Anderson,
Mark Baker, Thomas Bancroft,

AJ Bishop, Anya Blue,

Scott Bohrer, Trudy Bronner,
Bob Carrington, Howard Collins,

Megan Comer, Calvin Coseo,

Morgan Crumpley,

Martha Deichler,

Lionel Deschamps, Julie Dixon,

Bruce Dunn,

Rockette Ewell, Gerry Fay,
Herb Garrett, Joseph Giamanco,

Tom Hazard, Christopher Hoff,

Patricia King, Dan Kotnik,

Angela Leavitt, Adriana Mendoza,

Margaret Moir, Jason Mrozek,

Fred Nasser, Tee Ness,

James Oliver, Ruben Palafox,

Mike Peters, Chris Pond,

Jenifer Pratt, Phil Schilling,

Wim Selders, Joanne Sellner,
Michael Slawson, Jim Smith,

Denette Stewart, Shaivi Vasanadu,
Ed Walton, Dan Weber



CHANGING LIVES.

Support from our *Evening of Changing Lives* partners allows us to inspire and enable youth to achieve academic success, build good character and responsible citizenship, and make healthy lifestyle choices.



Megan Comer
Alhiser-Comer Mortuary

The Baker Family



Bergelectric
CHARITABLE FOUNDATION

Robert & Gerri Bergman
On behalf of the
Vietnam Veterans of
America

Bob & Victoria
Burch



CALIFORNIA BANK
TRUST



COSEO
PROPERTIES, INC.



COX



DEWITT
MOVE WORLDWIDE
A DEWITT COMPANY

Gerry & Lea Ann
Fay



FRAZIER FARMS
NATURAL GROCERY SINCE 1971

Granger Haugh's
Foundation



GREATER SAN DIEGO
BOYS & GIRLS CLUBS
FOUNDATION

Sandy Hansberger &
David Barr



HAWTHORNE CAT

Tom & Jo
Hazard



KPMG



Mission Pools

Dr. Douglas & Margaret
Moir

Julius & Bonnie
Paeske



PACK FOUNDATION



PACIFIC WESTERN BANK

The Payne Family
Foundation



PENTAIR



plpenterprises inc.



Procopio
Intelligent Legal Solutions

Carol Rolf &
Steven Adler



Rincon
Honored Bank of Lorain, Indiana

Bob & Carolyn
Roden



San Diego Woman's Club
Founded in 1892
Proud Members of the General Federation of Women's Clubs
and California Federation of Women's Clubs

Sally
Saltzstein

Carlos & Sunshine
Schmidt

The Selders
Foundation

Bob & Joanne
Sellner

Richard & Lisa Shea
and CREA LLC



usbank

Dan & Barbara
Weber



Boys & Girls Clubs of Greater San Diego



BGCGSD



BOYS & GIRLS CLUBS
OF GREATER SAN DIEGO

SDYOUTH.ORG



BGCGSD



BGC_GSD



BGCGSD



GIVE THE GIFT OF SPORT

Be part of an adaptive athlete's journey to joy!

Give the gift of sport this holiday season and be part of an adaptive athlete's journey to joy. Your generosity will help CAF provide more athletes with access to specialized equipment, opportunities to improve physical fitness, and connection to a welcoming community.

Join the movement that's empowering adaptive athletes around the globe through sport. **Give joy today! donatecaf.com**



CENTER FOR COMMUNITY SOLUTIONS



OUR MISSION STATEMENT

It is the mission of Center for Community Solutions to end relationship and sexual violence by being a catalyst for caring communities and social justice.

Our 2023 goals

We intend to increase access to our services and better reach underrepresented communities that are disproportionately experiencing violence. We also aim to sustain and enhance prevention education. Additionally, we will invest in our staff and volunteers to increase satisfaction and ensure a safe, inclusive culture at all levels.

The areas we serve

CCS is one of the largest rape crisis centers in the state and offers wraparound services countywide through three offices, school campuses, courthouse settings and confidentially-located domestic violence shelters.

Fundraising events

Our annual Tea & Tonic is held each spring and raises critical funds to support survivors of relationship and sexual violence throughout San Diego County. Tea & Tonic is known for featuring high-profile speakers (past speakers include Aly Raisman, Terry Crews and Gloria Steinem) and sells out every year. Stay tuned for updates about our 2023 event at ccssd.org.

Calling all volunteers

Our work would not be possible without the dedication and support of our volunteers. Volunteer roles include counseling trainees, sexual assault and housing advocates, attorneys, outreach and prevention volunteers, support for community events and more. Visit ccssd.org to learn about current volunteer opportunities and apply.

Donation opportunities

You can be there for San Diegans of all ages who are tragically impacted by unspeakable violence and help change the trajectory of a survivor's path to hope and healing.

- Make a life-saving donation or set up monthly giving at ccssd.org
- We gratefully receive checks made out to Center for Community Solutions
- Ask employers about a company match to double your gift
- Recommend us for a grant through your company's foundation or a personal contact at a community foundation
- Contact us for information about donations of stocks or planned giving



ESTABLISHED 1969

4508 Mission Bay Drive,
San Diego, CA 92109

Phone: 858-272-5777

Website
ccssd.org

Email
info@ccssd.org

Facebook:
@CenterforCommunitySolutions

Twitter: @ccs_sd

EXECUTIVES

Verna Griffin-Tabor, CEO
Cori Austin, Chief Operating Officer & incoming CEO
Deedre Robles, Chief Financial Officer
Suzie Miako Colby, Chief Development Officer
Perla Torres, Chief Human Resources Officer

BOARD OF DIRECTORS

Tracy Skaddan, President
Jessica Pride, Past President
Katie Sullivan, Secretary
Adriana Cabré, Treasurer
Dr. Janis Andersen
Christine Antoine
Andrea Dooley
Brian Epperson
Elaine Kaminski Becerra
Melanie Levy
Anita Mahaffey
Kathleen Medina
Karen Mitchell
Dung Ngo
Saundra Pelletier
Dante Pride
Dr. Jay Silverman
Jennifer Tankersley

CLASSROOM OF THE FUTURE FOUNDATION



OUR MISSION STATEMENT

To unite business, community and educational leaders in creating innovative learning environments in San Diego County public schools that prepare our students to thrive in a competitive, global society.

Our vision is to prepare every student to pursue their dreams.

Our 2023 goals

Support and fund STEM scholarships for underserved students in San Diego County. Support and fund STEM programs in San Diego County school districts. Support College & Career Pathways for local students through internships and other programs.

The areas we serve

Classroom of the Future Foundation supports students, educators, STEM (Science, Technology, Engineering and Math) programs and college and career pathways in all 43 school districts in San Diego County, including SDCOE.

Fundraising events

- Sixth Annual College & Career Pathways Summit, March 7, 2023 – Keynote speakers, breakout sessions and college and career readiness programs for students to explore careers of the future.
- 20th Anniversary Innovation in Education Awards program, May 25, 2023 – High Tech Academic Achievement scholarship students, top-tier STEAM programs in local districts and innovative educators. Visit ClassroomOfTheFuture.org for more information.

Calling all volunteers

Volunteer today by reaching out to Jane at jane@ClassroomOfTheFuture.org to assist with CFF programs. Volunteer at one of our events on March 7, 2023 or May 25, 2023.

Donation opportunities

Donate today to support and fund our STEM scholarship program for local underserved San Diego county students. Visit ClassroomOfTheFuture.org and select the donate button.



ESTABLISHED 1997

6401 Linda Vista Road,
San Diego, CA 92111

Website

ClassroomOfTheFuture.org

Email

jane@classroomofthefuture.org

Facebook: facebook.com/CFFSD

Twitter: @CFFSD

EXECUTIVES

Dr. Ben Churchill
Chair of the Board
Praem Kodiath
Vice Chair
Mike Simonson
Treasurer
Ana Schafer
Secretary

BOARD OF DIRECTORS

Dr. Timothy Baird
Sally Bowen
Samantha Corn
Paulette Donnellon
Gustavo Duarte
Peter Fagen
Dr. Paul Gothold
Dr. Abram Jimenez
Al Love
Dr. David Miyashiro
Steve O'Connell
Kelley Owens
Nancy Rohland-Heinrich
Darrell Stewart
Dr. Matthew Tessier
Juli Toles
Joe Valente
Brad Williams

LEADERSHIP TEAM

Jane Schlosberg
Randy Everett
Drew Schlosberg

CUREBOUND



OUR MISSION STATEMENT

One in two men and one in three women will be diagnosed with cancer. Curebound's mission is to mobilize San Diego to accelerate cures for cancer in our lifetime. We are committed to investing \$100 million into game-changing cancer research in San Diego to provide better options and outcomes for patients and families who need them today.

Our 2023 goals

Curebound was launched with an initial goal to invest \$100 million into collaborative cancer research in San Diego and will award its next wave of cancer research grants, including the first Cure Prize, a highly anticipated multi-million grant award for innovative, ground-breaking ideas in cancer research and care in 2023.

The areas we serve

Curebound serves all of San Diego's diverse communities with research focus in five areas:

- Prevention and diagnostic tools
- Novel approaches and new therapeutics
- Immunotherapies and personal vaccines
- Addressing cancer disparities
- Pediatric cancers

Fundraising events

Curebound's signature events bring the San Diego community together in the fight against cancer. In November, the Concert for Cures starring Alicia Keys raised over \$3.2 million for cancer research in one night. Next up is Padres Pedal the Cause '23 on Saturday, March 18 at Petco Park. Join us in celebrating 10 years of impact and \$23+ million raised. Registration is now open at curebound.org/padrespedal

Calling all volunteers

Curebound's efforts would not be possible without the dedication of our wonderful volunteers who help support Padres Pedal the Cause and the Concert for Cures. If you are interested in learning more about volunteer opportunities with Curebound, please contact Shannon Gill at shannon@curebound.org.

Donation opportunities

Join Curebound in accelerating cancer research into cures by making a tax-deductible donation of any size at curebound.org. For more information on the Founders Fund campaign and other ways to make a gift to support collaborative cancer research in San Diego, or if you are interested in becoming a corporate sponsor or learning about the Curebound Kids program, please contact heather@curebound.org.

CUREBOUND

ESTABLISHED 2021

9191 Towne Centre Dr. Suite 310
San Diego, CA 92122

Phone
619-314-5878

Website
curebound.org

Email
info@curebound.org

Facebook
[@CureboundOFCL](https://www.facebook.com/CureboundOFCL)

Twitter
[@curebound_ofcl](https://twitter.com/curebound_ofcl)

EXECUTIVES

Anne Marbarger, CEO
Karen Hooper, Chief Strategy and
Implementation Officer

BOARD OF DIRECTORS

Bill Koman,
Chairperson and Founder
of Padres Pedal the Cause
Fernanda Whitworth,
Founder of Immunotherapy
Foundation

Cheryl A.M. Anderson, Ph.D.,
M.P.H., M.S.

Donald Ankeny

Laurence H. Bloch

Malin Burnham

Mark Cafferty

Aaron Davis

Rich Heyman, Ph.D.

John Hood, Ph.D.

Catriona Jamieson, M.D., Ph.D.

Donald B. Kearns, M.D., M.M.M.

Jay Levitt

Magda Marquet, Ph.D.

Daniel J. Ryan

Rob Singh

Christian F. Tresse

Court R. Turner, J.D.

FATHER JOE'S VILLAGES



OUR MISSION STATEMENT

Our mission is to prevent and end homelessness, one life at a time.

Our 2023 goals

Our goals in 2023 are built into our four pillars of service: Meeting basic needs, making health a priority, investing in children and strengthening self-sufficiency that help our neighbors end their homelessness for good.

The areas we serve

Established in 1950 to serve neighbors experiencing homelessness and poverty, Father Joe's Villages is a trusted name in San Diego. As the city's largest homeless-services provider, Father Joe's Villages offers a wide variety of housing and supportive services. Father Joe's Villages has grown to include a comprehensive campus and scattered-site programs that house over 2,000 people nightly. It all began with a small chapel in downtown San Diego.

Fundraising events

Father Joe's Villages hosts a variety of fun athletic, business and formal events that support our critical programs working to end homelessness. As an example you can give or participate in our Hope Lives Here Golf Classic, our Thanksgiving Day 5K and our Annual Children's Charity Gala.

Calling all volunteers

Want to make a difference? We have a wide variety of options to meet nearly every need and interest. Volunteers are critical to our success. With your help we can give our neighbors in need a new start. Volunteers can utilize their talents in a variety of programs including preparing and serving meals, tutoring kids, doing maintenance/beautification projects and much more.

Donation opportunities

There are so many safe and reliable ways to donate to Father Joe's Villages, including:

- Donate cash
- Donate goods that will be sold in our retail thrift stores.
- Shop in our retail thrift stores.
- Donate or purchase vehicles sold at our auctions.
- Attend an event like our golf classic or 5K.
- Volunteer. It's an easy and rewarding way to make a difference.



ESTABLISHED 1950

3350 E. Street,
San Diego, CA 92102

Phone: 619-466-3537

Website: neighbor.org

Email: donation@neighbor.org

Facebook: @FatherJoesVillages

Twitter: @FatherJoes

EXECUTIVES

Deacon Jim Vargas,
President and CEO

Ruth Bruland,
Chief Programs Officer

Mindy Mallie,
Chief Financial Officer

Dr. Jeffrey Norris,
Chief Medical Officer

Ann Wieczorek,
General Counsel

Kristin Wiggins,
Chief Advancement Officer

Rocio Hammershaimb,
Chief Administrative Officer

BOARD OF DIRECTORS

Eric Casazza,
SVDP Management Chair

Kevin Harkenrider,
SVDP Management Vice Chair

Richard Norling,
SVDP Management Treasurer

Joost H. van Adelsberg Jr.,
SVDP Management Secretary

Rob Irving,
St. Vincent de Paul Village
Chair

Bill Whelan,
St. Vincent de Paul Village
Vice Chair

Joe Ergastolo,
St. Vincent de Paul Village
Treasurer

Marilyn Stenoien,
St. Vincent de Paul Village
Secretary

Please visit my.neighbor.org for
a full list of board members

Every child deserves a chance to thrive.



Believe in better. Donate now.

We believe children are worth investing in. Your generous contributions show you do too. This holiday, you can make all the difference for San Diegans in need. Give today to fund Therapeutic Childcare and so much more.

Help our neighbors leave homelessness behind.



Dial (619) HOMELESS (466-3537) to make your contribution | neighbor.org



GEORGE G.
GLENNER
ALZHEIMER'S FAMILY CENTERS, INC.®



Adult Day Programs for People with Dementia

Drop your loved one off for a day of socialization & brain-stimulating activities in a fun, safe environment!

Full-Day & Half-Day Programs Available | Dementia-Specific Activities
Reminiscence Therapy | Music Therapy | Pet Therapy | Medication Management
Private Pay, Long Term Care Insurance & VA Benefits Accepted

NOW OPEN!

Monday – Friday 8:45 a.m. – 5:15 p.m.

3 Unique locations in San Diego County

HILLCREST | CHULA VISTA | ENCINITAS

CALL TODAY TO SCHEDULE YOUR TOUR!

www.glenner.org | 619-543-4700

GLENNER ALZHEIMER'S FAMILY CENTERS



ESTABLISHED 1982

2765 Main St. Ste. A
Chula Vista, CA 91911

Phone
619-543-4700

Fax
619-295-1034

Website
glenner.org

Email
information@glenner.org

Facebook
GlennerCenters

Twitter
GlennerCenters

FOUNDERS

Dr. George G. Glenner
(1927-1995)

Joy Glenner,
President Emeritus

EXECUTIVES

Scott J. Tarde, L.N.H.A.,
CEO/Executive Director

Lisa D. Tyburski, B.A.,
Chief Marketing Officer

Fernando Moscoso,
Chief Financial Officer

BOARD OF DIRECTORS

Howard Smith,
Chair

Dawn Egan,
Vice Chair & Secretary

K. Jill Osmars, Esq.,
Treasurer

Douglas Callant

Kie Copenhaver, CSA, RCFE, RHIA

Julie Derry, MBA, CSA

OUR MISSION STATEMENT

To provide affordable and accessible adult day care and support services to families affected by Alzheimer's and other forms of memory impairment diseases. We provide innovative adult day care programs, family support, case management, crisis intervention, family and community education, advocacy, information and referrals.

Our 2023 goals

To help San Diego families affected by Alzheimer's and related dementias by providing specialized, affordable and enjoyable day programs and family support services.

The areas we serve

We serve all of San Diego County. Our Day Centers are located in Encinitas, Hillcrest and Chula Vista.

Educational events

In keeping with our mission, the Glenner Centers offer several educational events throughout the year for family

caregivers as well as professionals. We hold 8-week interactive classes for family caregivers, fee-for-service dementia care training for professionals as well as symposia offering free Continuing Education Credits for professionals. For more information, please call 619-543-4700 or email dementiacareeducation@glenner.org.

Calling all volunteers

In partnership with the County of San Diego, The Glenner Centers offer committed volunteers the opportunity to provide companionship to seniors in San Diego residential communities. The program is called The Guardian Angel

Program and its mission is to help end senior isolation.

Donation opportunities

The George G. Glenner Alzheimer's Family Centers, Inc.® is a non-profit 501 (c) (3) organization, TAX ID#: 95-3794678. Your donations are tax deductible to the full extent of the law. If you would like to learn more about other ways of giving to the Glenner Center, please contact our Director of Philanthropy at (619) 543-4700 or philanthropy@glenner.org. You may also mail a check to: The George G. Glenner Alzheimer's Family Centers, Inc.® 2765 Main Street, Suite A Chula Vista, CA 91911

INTERNATIONAL RELIEF TEAMS



OUR MISSION STATEMENT

International Relief Teams alleviates the suffering caused by poverty and disaster – from the forgotten corners of the world to right here in the U.S.

Our 2023 goals

International Relief Teams provides relief supplies, volunteer teams, and critical assistance to help restore hope and rebuild lives. We will continue to respond to natural and man-made disasters in the U.S. and around the world. Furthermore, we will continue providing relief for victims of the California wildfires, and those whose lives have been devastated by hurricanes.

The areas we serve

San Diego, the United States and around the world. During our 34-year history, International Relief Teams has

deployed more than 7,500 medical and construction volunteers and provided \$574 million in aid to 75 countries.

Calling all volunteers

Volunteers from anywhere in the USA are welcome to join us. Openings are available in San Diego as well as Paradise and Happy Camp in California, and Tijuana, Mexico. Construction volunteers of all skill levels are needed. For 2023 opportunities please visit irteams.org/about/volunteer-opportunities.

Donation opportunities

Currently, funds are needed for:

- Repairing/rebuilding homes for the

- victims of California Wildfires.
- Medicine shipments to hospitals and clinics serving the poor in Niger and Syria.
- Sending emergency relief supplies to Ukraine.
- Building homes for families in Tijuana, Mexico.
- Providing food & educational supplies for Kids Kingdom orphanage in Baja, Mexico.
- To support "Feeding San Diego's Kids" - a weekend food program for undeserved school children and their families.

Give now at irteams.org/donate.



ESTABLISHED 1988

3545 Camino del Rio S., Suite A
San Diego, CA 92108

Phone
619-284-7979

Fax
619-284-7938

Website
irteams.org

Email
info@irteams.org

Facebook
[@InternationalReliefTeams](https://www.facebook.com/InternationalReliefTeams)

EXECUTIVES

Angelica Ocampo,
Chief Executive Officer
Rose Uranga,
Chief Operating Officer

BOARD OF DIRECTORS

Richard Youso, Owner, COO,
SJ Creations, Inc.

Anthony R. Carr, Managing
Partner, Carlo Development

Toni Davies, Ph.D., President,
Davies Consulting Inc.

Troy Faris, Considine & Considine
Kay Gilbert, C.N.M. Ph.D., Certified
Nurse Midwife, Legal Nursing,
Midwifery Consulting & Expert
Witness

Georgia Kernell, Ph.D., Assistant
Professor of Communication,
UCLA

Brian P. Krause, Co-principal,
Creative Planning

Mary Kubota Wiebel, RN, ANP,
Family Practice

Christopher Read, Independent
Business Owner



Join Us

For many seniors, the real hunger is for human connection.

Help us feed their minds, bodies, and spirits by volunteering or donating today.

Essential, *always!*



VOLUNTEER



meals-on-wheels.org/volunteer



GIVE



meals-on-wheels.org/give



GET MEALS



meals-on-wheels.org/meals

1.800.5.SENIOR



★★★★★
CHARITY NAVIGATOR
Four Star Charity

www.meals-on-wheels.org

JEWISH FAMILY SERVICE OF SAN DIEGO



Moving
Forward
Together

OUR MISSION STATEMENT

Jewish Family Service partners with people of all backgrounds to build stable and dignified lives. Together, we create a stronger and healthier community where everyone can thrive.

Our 2023 goals

Through integrated services, Jewish Family Service empowers people of all ages, faiths and backgrounds to overcome challenges, set goals and build more stable, secure and connected lives. JFS is committed to helping individuals and families move forward, while developing innovative strategies to break cycles of poverty and strengthen our San Diego community.

The areas we serve

Southern California counties of Orange*, Riverside*, and San Diego.

*Select programs.

Fundraising events

Heart & Soul Gala - April 15, 2023
Event Chairs Jerri-Ann and Gary Jacobs and Tammy and Louis Vener invite you to the 2023 Jewish Family Service Heart & Soul Gala at the Rady Shell at Jacobs Park for an evening of impact, fun and celebration of this year's honorees. One of San Diego's premiere charitable galas, this event raises support for vital resources that offer help and hope to more than 70,000 people annually.

Calling all volunteers

Come change lives with us! Volunteers are people with a passion for serving others and strengthening our community. From delivering meals to mentoring youth, there are a wide range of opportunities to bring your passion to life in meaningful ways. We welcome individuals, groups and families. Learn more at jfssd.org/volunteer.

Donation opportunities

Together, we're building a stronger, healthier, more resilient San Diego where everyone can thrive. We invite you to make a meaningful impact in our community by:

- Becoming a corporate partner or event sponsor
- Joining our annual campaign as a Friend of the Family. Friends are invited to attend special events throughout the year.
- Including JFS in your will or trust
- Donating your vehicle - it's easy, convenient and it really helps

Find out how you can invest in our programs at jfssd.org or by contacting Kea Spurrier, Chief Development Officer, at (858) 637-3281.



**Jewish
Family
Service**

Moving Forward
Together

ESTABLISHED 1918

8804 Balboa Avenue,
San Diego, CA 92123

Phone: 858-637-3048

Fax: 858-637-3001

Website

www.jfssd.org

Email

jfsonline@jfssd.org

Facebook

[@jewishfamilyservicesd](https://www.facebook.com/jewishfamilyservicesd)

Twitter

@JFSSD

EXECUTIVES

Michael Hopkins,
Chief Executive Officer

Dana Toppel,
Chief Operating Officer

Bernadette Griggs,
Chief Financial Officer

Kea Spurrier,
Chief Development Officer

BOARD OF DIRECTORS

Emily Jennewein, Chair
Deborah Bucksbaum,
1st Vice Chair

Sean Joseph, Ph.D.,
2nd Vice Chair

Sheldon Derezin, Treasurer

Jenny Meiselman, Ph.D.,
Secretary

Adam Welland, Advisory Officer

Jan Adler, Sarah Bakheit,
Li-Rong Lilly Cheng,

Congresswoman Susan Davis
(retired),

Theresa Dupuis, Rockette Ewell,
Kira Finkenberg, Susanna Flaster,

Gary Frost, Ryan Goldenhar,
Rabbi Jason Nevarez,

Marie G. Raftery, Brad Slavin,

Joel Smith, Karin Toronto,
Sid Voorakkara

Moving Forward Together

We provide critical services and compassionate care to keep San Diegans moving forward.



Vital Services During Challenging Times

At JFS, we believe in helping people move forward. From providing critical nutrition, housing, and transportation assistance to welcoming asylum seekers and refugees with dignity and respect, we're committed to building a stronger, healthier community where everyone can thrive.

Learn More • Invest in Community • Volunteer

www.jfssd.org



15 years in a row!

Serving All Ages, Backgrounds, & Faiths



Jewish Family Service of San Diego

JOAN & IRWIN JACOBS CAMPUS • Turk Family Center • 8804 Balboa Ave, San Diego CA 92123

Moving Forward Together

JUST IN TIME FOR FOSTER YOUTH



ESTABLISHED 2003

4560 Alvarado Canyon Road. 2G.
San Diego, CA 92120

Phone: 858-663-2081

Website: jitfosteryouth.org

Email: dwells@jitfosteryouth.org

Facebook: @jitfosteryouth

EXECUTIVES

Don Wells,
Chief Empowerment Officer

BOARD OF DIRECTORS

Ted DeFrank, Chair, Active Motif

Maryam Rastegar,
Vice-Chair Procopio, Cory,
Hargreaves & Savitch, LLP

Chris Burr, Treasurer,
Citizens Business Bank

Bob Freund, Secretary,
Synergration Solutions (retired)

Brad Livingston, Past Chair, RWM
Home Loans

Pierre Towns, Executive
Committee, Human Resource
Capital Consultants

Samuel Webster, Executive
Committee, Community First
Strategies, LLC

John Armantrout, US Navy
Cybersecurity (retired); Scott
Arnold, Certis Oncology; Noemi
Ashline, Attorney (retired); Sylvia
Bier, Microsoft; Gordon Boerner,
US Bank; Evangeline Dech,
Assistant United States Attorney
for the Southern District of
California; Brad Lupien, arc After
School & Experiential Education;
Bill Morgan, Morgan Real Estate;
David Schulman, Moore, Schulman
& Moore, APC; Nancy Spector,
Law Firm of Nancy A. Spector; Jon
Strauss, Christopher Weil & Co.;
Luis Valencia-Moreno, Valencia
Moreno Law Group

OUR MISSION STATEMENT

We envision a future in which every youth leaving the foster care system has access to critical resources and a community of caring adults after 18. Forging consistent, lasting relationships is the foundation for the durable success of our youth so they can thrive and enjoy productive, satisfying lives.

Our 2023 goals

After 20 years growing our “Reliable, Responsive, Real” community in San Diego for 2,000 transition-age foster youth annually, Just in Time remains focused on deepening access to life-changing connections, disrupting systems for transformative change and duplicating our impact nationwide by sharing our community-based model to eventually reach 100,000 youth.

The areas we serve

San Diego County

Fundraising events

In addition to sponsorships of youth-centered events like College Bound,

Pathways to Financial Power conference and Mental Wellness retreats, Just in Time welcomes sponsorships for its Annual Empower Dinner Parties from February-May, when sponsors join JIT youth and prominent members of the community to raise awareness and funds.

Contact diane@jitfosteryouth.org.

Calling all volunteers

Join the 500+ JIT volunteers who act in a variety of roles including: one-on-one coaches for participants ages 18-26, such as financial fitness advisors, college bound guides and life coaches; volunteers who help set up first apartments; seminar presenters; and event helpers. Please contact Kathryn Clauzel at Kathryn@

jitfosteryouth.org for volunteer info.

Donation opportunities

Supporters who are passionate about empowering young adults to succeed are invited to change lives by investing in the Just in Time mission. To allow the greatest amount of flexibility, many choose to fund General Operating Support. Others choose a specific area such as Education, Employment, Emergency and Basic Needs, Setting Up One's First Apartment, Affordable Transportation or Mental Wellness. “Big Bet” funders are invited to support JIT's efforts to share its community-based model with other cities and states, as well as advocacy for change within the foster care system.

Just in Time
FOR FOSTER YOUTH



Celebrating **20** Years of

EMPOWERING LIFE CHANGING CHOICES



Just in Time supports transition age foster youth with a Reliable, Responsive, Real Community of caring adults, staff with lived experience, and essential resources that empower youth to make life changing choices. And now, we're scaling by sharing our model of measurable impact nationwide to eventually impact 100,000 youth.

Join the movement!

WWW.JITFOSTERYOUTH.ORG

20TH ANNIVERSARY LEGACY SPONSORS

usbank | Grant Family | Sue & Jay Lichter | Livingston Family

The John M. Sachs Family | Louarn & Alan Sorkin | The Swette Family | Tomlinson Foundation

20TH ANNIVERSARY PRESENTING SPONSORS

Capital Growth Inc. / Art Molloy & Dana Worsham | Gretchen & Bill Morgan | RWM Home Loans | Tina & David Thomas

Main Office: 4560 Alvarado Canyon Rd. Ste. 2G, San Diego, CA 92120 | Phone: 619-269-5422 | Email: jit@jitfosteryouth.org | Web: jitfosteryouth.org | Nonprofit Tax I.D. #20-5448416

MIRACOSTA COLLEGE FOUNDATION



OUR MISSION STATEMENT

The mission of the MiraCosta College Foundation is to promote the benefits of MiraCosta College and secure resources that transform lives. The foundation is a 501(c)(3) nonprofit governed by a volunteer board of community leaders. Contributions support scholarships, programs, grants and equipment.

Our 2023 goals

MiraCosta College Foundation strives to support student success and college affordability. The launch of the \$10 million This Changes Everything Campaign will provide students with support beyond scholarships to direct-aid items like food, rental assistance and emergency grants, all critical to students achieving their higher education, career and lifelong goals.

The areas we serve

Oceanside, Carlsbad, Encinitas, Solana Beach, Del Mar and parts of Camp Pendleton. MiraCosta College also attracts students from throughout San Diego County, the state and from abroad.

Fundraising events

Events are always underway, from our award-winning theater, music and dance productions to festivals like STREAM – a celebration of science, technology, reading, engineering, arts and mathematics. Miracosta.edu/events.

MiraCosta alumni can connect through events by joining the alumni association. An alumni's relationship with MiraCosta College does not end at graduation. Alumni.miracosta.edu

Calling all volunteers

Volunteers are needed on campus for our monthly farmers' markets and community events. Community leaders

can volunteer as speakers in class and as advisors alongside faculty. Please contact foundation@miracosta.edu to get involved.

Donation opportunities

For many of our students, living expenses and the costs of pursuing higher education can be overwhelming obstacles. The Annual Fund is a lifeline for these students, providing immediate and essential financial support. The Annual Fund directly impacts students by enabling funding for emergency grants, scholarships and gift cards for food and supplies. These essential needs, which we often take for granted, can make the difference between a student staying in college or dropping out. Donate to foundation.miracosta.edu.



FOUNDATION

ESTABLISHED 1967

1 Barnard Drive,
Oceanside, CA 92056
Phone: 760-757-2121

Website: foundation.miracosta.edu

Email: foundation@miracosta.edu

Facebook: @MiraCostaCC

Twitter: @MiraCosta

EXECUTIVES

Shannon Stubblefield,
Executive Director

BOARD OF DIRECTORS

David McGuigan, Board President
VP of Marketing and Business
Development, Stemedica

Dr. Janice Kurth, Vice President
Independent Consultant

Bruce Bandemer, Treasurer,
CPA, Bandemer Accountancy
Corporation

Matt Adams,
Lead Advisor, Dowling & Yahnke

Alec Babiarz, Principal,
Techfounder Consulting LLC

Jimmy Figueroa,
Executive Director, Operation
HOPE- North County

Melissa Grajek,
Wealth Management, UBS
Financial Services Inc.

Stephen "Hap" L'Heureux,
Retired Lawyer

Karen Pearson, Programs and
Communications Strategist

Valencia "Val" Saadat, Chief of
Police, MiraCosta College

Sudershan Shaunak,
Director, Small Business
Development Center,
MiraCosta College

Tim Snodgrass, Senior VP
of Business Development,
Axxcess Capital

Denise Stillinger,
Biology Faculty, MiraCosta College

Kimberly Troutman,
Center Supervisor,
Imaging Healthcare Specialist

Sharon Wiback, Ph.D.,
Independent Contractor

GIVING TUESDAY + 364

Giving Tuesday may be one day,
but support for higher education
is needed year round.



This CHANGES EVERYTHING

The Campaign for



It's donations from people like YOU that make a difference, transform lives, and provide hope to individuals needing to overcome financial barriers to college.

Your tax deductible gift provides a pathway to social and economic advancement for many of your neighbors looking to make better lives for themselves, their families, and the greater community.

Please join us, as the time to give is **now**. The place to start is **here**. The key to change is **you**.

You CHANGE EVERYTHING.



miracosta.edu/donate

NEIGHBORHOOD HEALTHCARE



OUR MISSION STATEMENT

Neighborhood's mission is to improve the health and happiness of the communities we serve by providing quality care to all, regardless of situation or circumstance.

Our 2023 goals

Generous donors bring these programs to life:

- Expand our Mobile School-Based Behavioral Health Services, providing mental health services on campus to students in need of support.
- Connect our community to resources that help them live their best lives.
- Expand early childhood literacy through the Reach Out and Read program.

The areas we serve

We provide health care in San Diego County and the Inland Empire, with 24 health centers in the cities of Escondido, San Marcos, Fallbrook, Poway, El Cajon, Lakeside, Valley Center, Temecula, Menifee, Hemet, Corona and Riverside.

Fundraising events

Neighborhood's annual fundraising gala takes place in September. For more information or volunteer opportunities contact our fundraising department at philanthropy@nhcare.org.

Donations are accepted online at nhcare.org/donate.

Calling all volunteers

Your support brings positive change to our community every day. We are seeking volunteers for auction and sponsorship committees for our annual fundraising gala. Contact philanthropy@nhcare.org for additional details.

Donation opportunities

Donor and community support brings positive change to our community every day.

To make a donation, visit nhcare.org/donate.

Two important initiatives for 2022-2023 are in need of support:

- Dedicated funding to sustain and scale food resources (pantry staples and fresh produce) to patients and community members experiencing food insecurity. Funds raised will support purchase of refrigeration units and food inventory from Feeding San Diego.

• 2023 Annual Fundraising Gala. We are in search of volunteers for auction and sponsorship committees. Contact philanthropy@nhcare.org.

neighborhood
HEALTHCARE

ESTABLISHED 1969

425 N. Date Street,
Escondido, CA 92025

Phone: 760-520-8647

Website
nhcare.org

Email
philanthropy@nhcare.org

Facebook:
NeighborhoodHealthcare

Twitter: NHCare1969

EXECUTIVES

Rakesh Patel, M.D.,
Chief Executive Officer

Jeffrey Glenn,
Chief Operating Officer

Jim Schultz, M.D., M.B.A., F.A.A.F.P.,
Chief Medical Officer

Lisa Daigle,
Chief Financial Officer

Alejandro "Alex" Nunez,
Chief Growth Officer

Kristi Parnell,
Resources officer

BOARD OF DIRECTORS

Alan Conrad, M.D.,
President

Laura Nunn,
Vice President

William "Bill" Smith,
Treasurer

Katherine "KC" Schafer,
Secretary

Elmer Cameron
Cynthia Tam

Thomas Jenkins
Federico Salas

Nasir Al-Samaraie
Judith Descalso

Cabiria "Bea" Lizarraga
Fabiola Rivera

Christopher Cruz
Lisa Misraje

neighborhood HEALTHCARE



Your Donation Can Change a Life

Donation Overview

As a private, non-profit community health organization, Neighborhood serves 391,214 medical, dental, and behavioral health visits for 77,689 people annually. We can only do this with the help of generous donors like yourself.

Join Neighborhood in making a difference in the lives of thousands of San Diego and Riverside County residents with a donation to support women's health services including, annual wellness exams, prenatal care, and routine screenings for breast, cervical, and colorectal cancer. For additional information, please contact philanthropy@nhcare.org.

At Neighborhood, our vision is a community where everyone is healthy and happy.

nhcare.org/donate

better together

Partners



Alan & Debbie Gold

Jack & Caroline Raymond

Gary & Maxine Kreitzer



Edward Jones
MAKING SENSE OF INVESTING



HOLOGIC®



Judi Descalso & Dave Ferguson



The San Diego Union-Tribune



CORDAY & HARTNEY, plc



Changing Vision

Changing Lives



Each year, San Diego Center for the Blind assists thousands of blind and visually impaired individuals to become Confident, active and independent in life.

As baby boomers age, they will be experiencing more age-related eye disease.

As health professionals and the public grow to understand the connection between diabetes and eye disease.

There are many ways to help the cause including cash gifts, memorial gifts, gifts of stocks and property and planned gifts of estates such as wills and charitable trusts.

NO government funding and NO medical insurance covers our services, that's why private donations are so important. Interesting that the population that is being excluded from government funding and insurance is the population at the highest risk for going blind, 55 years of age and older.

Please visit sdcb.org for more information and to donate today.



SAN DIEGO
CENTER
FOR THE
BLIND

Celebrating 50 years of service in San Diego County

Vision Rehabilitation Services That Rebuild Independence

Low Vision Aids to help with your Changing Vision
FOR MORE INFORMATION CONTACT US

sdcb.org

SAN DIEGO 619.583.1542

VISTA 760.758.5956

SAN DIEGO CENTER FOR THE BLIND



San Diego CENTER FOR THE BLIND
Vision Rehabilitation Services That Rebuild Independence

ESTABLISHED 1972

5922 El Cajon Boulevard
San Diego, CA 92115

Phone: 619-583-1542

Fax: 619-583-2335

1385 Bonair Road
Vista, CA 92084

Phone: 760-758-5956

Fax: 760-758-0380

Low Vision Services

Phone: 619-255-9741

Website

sdcbl.org

Email

info@sdcbl.org

EXECUTIVES

Dr. Dennis P. Smith
CEO

BOARD OF DIRECTORS

Kim Foote
President

Napolean B. White
Vice President

Lorie White
Secretary/Treasurer

Stephen Haselhorst
Immediate Past President

Len Blottin

Jack Dapra

Keith E. Kerchenfaut*

*Vision Impaired

OUR MISSION STATEMENT

To increase the abilities of any adult with blindness or vision impairment to reach their own highest level of independence.

Our 2023 goals

Service adults ages 18+ that have no vision to those with changing vision.

Provide vision rehabilitation services at no charge to clients.

Provide assistive technology products and training to adults with no vision to those with changing vision.

The areas we serve

We serve the residents in the County of San Diego.

Fundraising events

- White Cane Day Fundraising Luncheon
- Cycling for Sight
- Corvette Owners Club of San Diego:
- Mainstreet America Car: A People's Choice Charity Car Show
- Amigos de Vista Lions Club Charity Golf Tournament

Calling all volunteers

We invite you to become a part of our group of volunteers that many of our clients and staff depend on to provide our services. Volunteers provide a wide range of services and countless hours of support for our programs. Please contact the Center for more information.

Donation opportunities

There are many ways that you can support the work we do. Here are the types of tax-deductible donations.

- Gifts of cash, checks or credit card
- Gift in Memory
- Gifts in Honor
- Gifts of stocks and property
- Planned gifts such as wills and trusts
- Corporate matching gift programs
- Online recurring or one-time giftst

SAN DIEGO COUNCIL ON LITERACY

Our 2023 goals

- To engage the community in efforts that improve the state of literacy in the region and create more readers
- To bring and keep literacy at a position of great prominence and urgency in the community
- To generate resources that support the work of the 34 Affiliated Programs of the SDCOL

The areas we serve

The SDCOL's Affiliated Programs provide services that touch all areas of the region. The SDCOL's reach as an urban literacy coalition is countywide.

Fundraising events

- Financial Literacy Superheroes Competition (An awards program at The Comic-Con Museum)
- Book Humans of San Diego photo competition
- The San Diego Union-Tribune Festival of Books
- The Gap Minders podcast on Cloudcast Media, with The United Way of San Diego
- The Literacy Champions Reception & San Diego Literacy Hall of Fame
- Eat. Drink. Read. (pending)

Calling all volunteers

- Be a tutor for a child or adult.
- Read to children at schools and/or libraries.
- Read to seniors who may be alone or have vision loss.
- Build a Little Free Library in your neighborhood. Restock a Little Free Library near you.
- Do book drives. Donate new or like-new books for children in low-income communities.

Donation opportunities

We welcome your engagement in all events and fundraisers presented by any of the SDCOL's Affiliated Programs. (See who they are in the next page.)

Donate to the San Diego Council on Literacy at literacysandiego.org/sponsors/donate-today/

Consider donating to the SDCOL's Imagination Library program. For \$25, one child in San Diego will receive one book by mail per month for a year.

OUR MISSION STATEMENT

Uniting the community to support literacy for all through leadership, advocacy, partnerships, collaboration and resources.



ESTABLISHED 1986

3245 University Ave., #301
San Diego 92104

Phone
619-574-1641
x105, x103

Website
literacysandiego.org

Email
Contact@literacysandiego.org

Facebook
@SDLiteracy

Twitter
@SDLiteracy

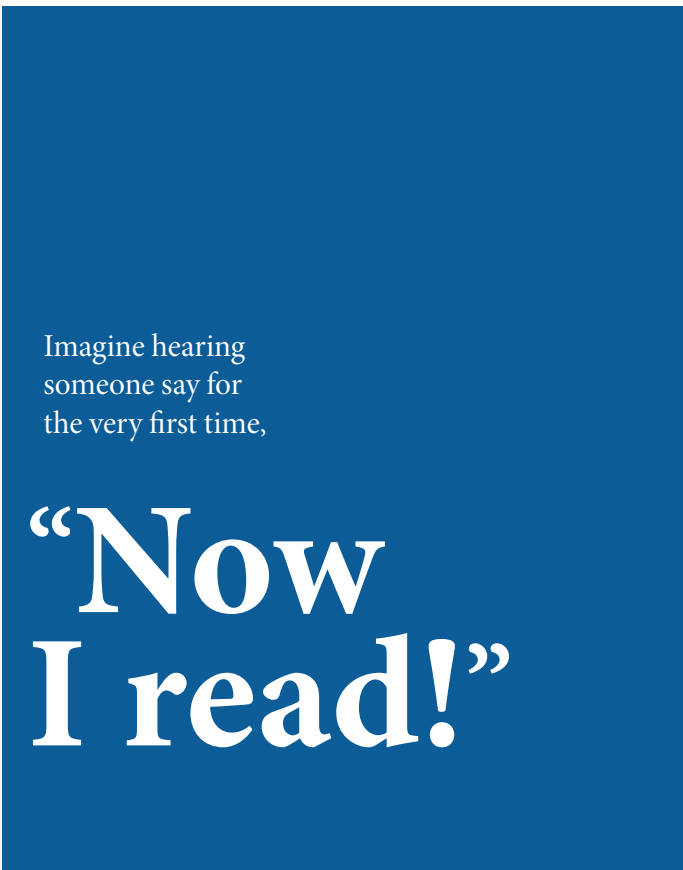
EXECUTIVES

Jose L. Cruz
Chief Executive Officer

BOARD OF DIRECTORS

Idara Inwek Ogunsaju, Chair
Carrie Scott, Vice Chair
Kristin Shea-Thiel, Vice Chair & Chair, Affiliated Programs
Doug Wright, Treasurer
Frank Wofford, Secretary
Erika Bird
Valerie Brown
Kristie Bruce-Lane
James Canning
Mary Colacicco
Leah Gualtieri
Denise O'Neal
Rachael Orose
Janice Reynoso
Lucas Woodward

The San Diego Council on Literacy's 34 Affiliated Programs



Moments like this are made possible through the on-going efforts of the San Diego Council on Literacy's network of affiliated programs, dedicated tutors and volunteers, and the generous support of folks like you.



SAN DIEGO RESCUE MISSION



OUR MISSION STATEMENT

To lovingly address the needs of men, women and children experiencing homelessness by sharing the Good News of Salvation and providing a holistic approach to rehabilitation and recovery.

Our 2023 goals

Our vision is to see God transform the lives of our homeless neighbors, impacting San Diego one life at a time. Through long-term rehabilitation and holistic care, our goal is to keep people off the streets permanently by addressing issues preventing them from living a healthy, independent life.

The areas we serve

We serve men, women and single parents with children who have experienced homelessness, hunger, addiction, poverty or domestic violence. Our programs are located in San Diego and in North County.

Fundraising events

Generosity from supporters changes the lives of people experiencing homelessness and hunger. Golfers can compete in our annual San Diego Rescue Mission Golf Challenge held in the Fall. Corporate, team and hole sponsorships are available. For current events, browse our Upcoming Events section at SDRescue.org.

Calling all volunteers

Volunteers at the Rescue Mission are the most compassionate, warm and caring people. Help by hosting a drive for hygiene items, serving a meal, assembling care packages and more. Bless our neighbors in need by joining together and changing the state of homelessness in our county.

Donation opportunities

There are many ways to give hope. For just \$2.44 you can feed a hungry and homeless neighbor. At the Rescue Mission they'll find safe shelter, job training, housing assistance and counseling to rebuild their lives and get off the streets, permanently.

Your giving supports the thousands of people experiencing homelessness we serve each year. Other ways to give include:

- Join the Home Team as a monthly giving partner
- Corporate partnerships and matching gifts
- Become a church partner
- Planned gifts through a will or DAF
- Gifts of stocks and property



ESTABLISHED 1955

120 Elm Street,
San Diego, CA 92101

Phone
619-687-3720

Website
sdrescue.org

Email
sdrminfo@sdrescue.org

Facebook
SanDiegoRescueMission

Twitter
SD_Rescue

EXECUTIVES

Donnie Dee,
President and CEO

Edvin Liku,
Vice President of Operations

Laura Bertagnolli,
Vice President of Finance

Michelle Smith,
Vice President of Development

Paul Armstrong,
Vice President of Programs

Michelle Le Beau,
Vice President of Church
Partnerships

BOARD OF DIRECTORS

John Fullmer,
Chairman

Nicole Billoch,
Vice Chairman

Charles Walker,
Secretary

Robert Bixel,
Treasurer

Linda Rankin,
Board Pastor

Brad Dotson
Craig Duhs

Cathy Herrick
Keith Hopkins

Dina Lieber

Guy McRoskey
Donna New

John Pasha



HELP SAN DIEGANS EXPERIENCING HOMELESSNESS REBUILD THEIR LIVES

At the **San Diego Rescue Mission**, we focus on long-term care and recovery for each person who walks through our doors. By holistically addressing the mind, body and soul, we can change the state of homelessness, impacting San Diego County one life at a time.

Be a life-changer for our neighbors without homes.
Visit SDRescue.org.

SAN DIEGO ZOO WILDLIFE ALLIANCE



OUR MISSION STATEMENT

San Diego Zoo Wildlife Alliance (SDZWA) is an international nonprofit conservation organization committed to saving species worldwide by uniting our expertise in wildlife care and conservation science with our dedication to inspiring passion for nature. It all begins with our two front doors, the San Diego Zoo and Safari Park.

Our 2023 goals

SDZWA will integrate wildlife health and care, science and education to develop sustainable conservation solutions. Conservation is at the heart of everything we do and it begins with the connections we make between people and wildlife every day at the San Diego Zoo and San Diego Zoo Safari Park.

The areas we serve

We save, protect and care for wildlife, communities and ecosystems in San Diego and around the world—restoring biodiversity and amplifying our impact. Because when wildlife thrives, all life thrives.

Fundraising events

Join us for a magical evening of cocktails, gourmet dining and wildlife at our annual black-tie fundraising gala, *Rendezvous In The Zoo (R-I-T-Z)*. Save the date for R-I-T-Z 2023 on June 17, 2023

Calling all volunteers

Becoming a Conservation Ambassador with SDZWA offers the opportunity to help create a wonderful guest experience for visitors from around the world. You will connect with guests and help them become allies for wildlife by sharing SDZWA's amazing wildlife and conservation work. Visit sdzwa.org/volunteer.

Donation opportunities

Your support fuels critical conservation worldwide, cares for countless animals and plants at the San Diego Zoo and San Diego Zoo Safari Park, and offers hope to the world's most extraordinary wildlife relying on us to survive—and thrive—each and every day. Visit sdzwa.org/support.

Your generosity will transform Denny Sanford Elephant Valley at the Safari Park into the elephant habitat of the future and support critical conservation for these gentle giants worldwide. Visit sdzsafaripark.org/elephantvalley.

Email us at donations@sdzwa.org to learn more.



ESTABLISHED 1916

2920 Zoo Dr,
San Diego, CA 92101

Phone: 619-231-1515

Website: sdzwa.org

Email: donations@sdzwa.org

Facebook: @sandiegozoo

Twitter: @sandiegozoo

EXECUTIVES

Paul A. Baribault, President and
Chief Executive Officer

Shawn Dixon,
Chief Operating Officer

David Franco,
Chief Financial Officer

Wendy Bulger, General Counsel

Lisa Peterson, Senior Vice
President and Executive Director

Erika Kohler, Senior Vice President
and Executive Director

Nadine Lamberski, DVM, DACZM,
DECZM (ZHM), Chief Conservation
and Wildlife Health Officer

Aida Rosa,
Chief Human Resources Officer

David B. Gillig,
Chief Philanthropy Officer

David Miller,
Chief Marketing Officer

BOARD OF DIRECTORS

Javade Chaudhri, Chair
Steven S. Simpson, Vice Chair
Richard B. Gullely, Treasurer
Steven G. Tappan, Secretary

BOARD OF TRUSTEES

Rolf Benirschke
Kathleen Cain Carrithers
Clifford W. Hague
Robert B. Horsman
Gary E. Knell
Linda Lowenstine, DVM, Ph.D.
T. 'Aulani Wilhelm

TRUSTEES EMERITI

John M. Thornton
Yvonne W. Larsen
George L. Gildred



**SAN YSIDRO
HEALTH**



f t @ in v
www.syhealth.org

Healthcare Equity

Access and Support for All Families



San Ysidro Health's future includes its largest healthcare hub to date, SYHealth-Kimball Highland; an innovative 40,000 sq. ft. health center and Program of All-Inclusive Care for the Elderly (PACE).

Conveniently located in the heart of National City, this new location is meticulously designed to holistically connect families, especially seniors and children with vital medical, dental, and behavioral health services, health education, affordable housing, and community engagement. Opening in 2024, SYHealth-Kimball

Highland will increase access to high-quality and compassionate care for all.

Naming opportunities available. To learn more, please contact Adrianna O'Donnell, CFRE, Director of Philanthropy at 808.291.4412, email: adrianna.odonnell@syhealth.org; or visit <https://syh.pub/kimballhighland>.



LEARN MORE | SCAN

110,000
lives in our care



50
health centers
& program sites



2,400
workforce advancing
our mission



97,000
COVID-19 vaccines
administered to date



SERVING SENIORS

Our 2023 goals

1. Reduce food insecurity among low-income and unhoused seniors, providing a consistent source of food every day.
2. Reduce hunger and malnutrition for low-income seniors so they can remain independent and healthy.
3. Improve chronic health conditions that threaten seniors' quality of life and drive them deeper into poverty.

The areas we serve

San Diego County

Fundraising events

Annual Sunshine Gala Event

Calling all volunteers

Do you want to be the highlight of someone's day? How about their whole week? One hour may not seem like much to you, but that hour means the world to our seniors.

Volunteer at Serving Seniors and enhance the lives of older adults.

For information email volunteer@serving seniors.org

Donation opportunities

We all have gifts to give throughout the year. Every act of generosity counts.

Donation Opportunities include:

- Make a cash contribution
- Join our monthly giving program, the Full Plate Club
- Organize a donation drive
- Include Serving Seniors in your estate plan
- Corporate Partnerships through event sponsorship and program underwriting
- Attend our signature fundraising event, the Sunshine Gala
- Make a QCD (Qualified Charitable Distribution) gift
- Make a gift of cryptocurrency

For information, call 619-487-0701 or info@serving seniors.org
www.serving seniors.org

OUR MISSION STATEMENT

Mission: Helping seniors in poverty live healthy and fulfilling lives.

Vision: All seniors, regardless of income, are able to thrive, engage in their communities, lead purposeful lives and have a place they call home.



SERVING
SENIORS

ESTABLISHED 1970

525 14th Street, Suite 200,
San Diego, CA 92101

Phone: 619-487-0701

Website: serving seniors.org

Email: info@serving seniors.org

Facebook: [@ServingSeniorsSD](https://www.facebook.com/ServingSeniorsSD)

Twitter: [@ServingSeniors](https://twitter.com/ServingSeniors)

EXECUTIVES

Paul Downey, President & CEO

Melinda Forstey,
Chief Operating Officer

Sue Schaffner,
Chief Financial Officer

Edith Glassey,
Chief Philanthropy Officer

Giselle Beets,
Vice President of Operations

Jennifer Sinnott, Vice President
of Health and Social Services

BOARD OF DIRECTORS

Rob Borthwick, Board Chair,
Sempra Energy

Bobby LaCour, Finance Chair,
Aldrich CPAs + Advisors

Joni Low, Governance Chair,
Community Volunteer

Mary Gendron, Chair-Elect &
Philanthropy Chair,
Community Volunteer

Jim Sikora, Member-at-Large,
Slalom

Lina Ericsson, Past Board Chair,
Realty Income

Deb Barrett, Qualcomm

Joy Delman,
Thomas Jefferson School of Law

Dale Goldman,
Community Volunteer

Divya Koura, M.D., UCSD Health
Deborah Linggi, Intuit

Arlene Prater,
Best Best & Krieger LLP

Matthew Strauss,
Feuerstein, Murphy & Beals, LLP

Nancy L. Vaughan,
Attorney, Retired

SERVING SENIORS

Throughout our 50-year history, **Serving Seniors** has helped San Diego older adults thrive despite their poverty. With the community's support, we have served over **15 million nutritious meals**, transitioned over 1,000 homeless seniors into permanent housing, and brought joy and comfort to more seniors than we can count.

By providing a robust safety net of services for our elderly neighbors, Serving Seniors catches vulnerable seniors before a crisis, lifting them out of dire need and strengthening the entire community.

With your help, Serving Seniors has delivered more than **3 million meals** to San Diego's poorest seniors since the start of the pandemic.

Your kindness and generosity saves lives!



VOLUNTEER | ADVOCATE | DONATE

www.servingseniors.org • (619) 487-0701 • info@servingseniors.org

SOLUTIONS FOR CHANGE

Our 2023 goals

- Move 510 parents and kids from deep dependency to self-sufficiency and freedom
- Complete 30 Serve to Solve projects that create transformative experiences and impact the community while equipping homeless families to be givers
- Complete our campus expansion, which will double the number of families we serve

The areas we serve

North County San Diego

Fundraising events

- Holiday Sponsor Reception - Dec. 6, 2022
- Graduation - February 2023
- Arrowood Golf Course - April 22, 2023
- Moonlight Preview Night - Summer 2023
- Evening to Remember Gala - Fall 2023

Calling all volunteers

We work with individuals, corporations and foundations, aligning gifts with goals. Our multifaceted approach to solving family homelessness means we can customize a volunteer strategy around your goals. See full listing of volunteer opportunities online at SolutionsForChange.org/take-action/volunteer.html


Donation opportunities

We continue to operate solely on community funding rather than federal government support in order to keep our promise of safety and accountability to the families we serve.

- Sponsor a family
- Naming Opportunities in our main campus expansion
- Event sponsorship
- Hero Circle monthly giving
- Support in-kind needs
- Stock donations

OUR MISSION STATEMENT

Solving family homelessness – one family, one community at a time.



ESTABLISHED 1999

722 W California Ave.
Vista, CA 92083

Phone: 760-941-6545

Website

solutionsforchange.org

Email

info@solutionsforchange.org

Facebook: @SolutionsforChange

Twitter: @solution4change

EXECUTIVES

Chris Megison, CEO and Cofounder

Tammy Megison, Cofounder

Bob Giambelluca, Chief Operating Officer / Integrator

Dennis Bone, Executive Vice President, Chaplain

Trent McClure, Vice President Community Engagement

Jennifer Pankey, Vice President Transformational Impact

BOARD OF DIRECTORS

Leanne Abraham, Board Chair
President at Premierhire Executive Search

Jack Landers, Treasurer, Teague Insurance Agency

Bret Schanzenbach, Secretary
CEO Carlsbad Chamber of Commerce

Toby Wiik, President/CEO
Standard Filter Corp.

Gloria Foote, Financial Focus, LLC

Dawn Hall Cunneen, Cunneen Booth, LLP

Mike Kennedy, Consultant

John Conrad, Senior Accountant,
Alvarado Hospital

Mark T. Ealy, CFP, CPA
Wealth Management Group

Chris Chen, Independent
Redistricting Commissioner,
County of San Diego

Steven Ogus, Senior Vice
President at Bridge Bank



SOLUTIONS FOR CHANGE

We transform the most vulnerable and dependent people into the most empowered, equipped and inspired Overcomers.



The Solutions for Change Way

Our three programs (Solutions Academy, Solutions Enterprise & Solutions in the Community) work together to holistically solve the root cause of the challenges families are facing, so future generations can live without the burden of poverty, dependency, and instability. Through its life transforming programs, Solutions for Change educates, equips and inspires people to reclaim their lives, discover their purpose, and give back to society through meaningful and purposeful service to others.

We Make Overcomers

An Overcomer is one who stops the cycle of continual dependency and pain and transforms by rising above personal vulnerabilities, living a life of self-sufficiency, peace, and the freedom of the American Dream. We have graduated thousands of Overcomers who are now employed, thriving, and productive citizens. Overcomers do not choose blame but learn to live as victors, and commit to serving to solve for others as role models.



When the least of us become the best of us, #WeAreOneUs

At Solutions for Change, we believe that changing how society sees and acts on serving the most vulnerable is urgently needed right now. We have launched a #WeAreOneUs movement, to share our transformational approach to permanently lifting people out of poverty and homelessness. Our Solutions for Change Overcomers are leading the movement with empathy, and demonstrating to society that when the least of us can serve to solve with the best of us, we can become ONE US!



Solutions has helped over 1,300 parents and over 2,800 children.



Comprehensive and accountability based 700-day program.



Solutions parents have a 100% reunification rate with their children.



Parents gain full time employment and leave with at least \$3,000 in savings.

93%

93% of Solutions families never return to homelessness.

Make a Gift Today



Join the Fight and Restore Community

www.SolutionsForChange.org

STRENGTHENING SBCS COMMUNITIES



@SBCSSanDiego



SBCSSanDiego.org | 619-420-3620
430 F Street Chula Vista, CA 91910

OUR MISSION

SBCS (formerly South Bay Community Services) transforms communities to support the well-being and prosperity of San Diego children, youth and families.

Our services and supports — based in the strengths of local communities — assist those throughout the region reach their fullest potential and touch the lives of more than 50,000 each year.



Child Well-Being

-  Parenting Classes
-  In-Home Parenting Support
-  Behavioral, Developmental and Mental Health Services
-  Mi Escuelita Therapeutic Preschool
-  Child Abuse Prevention and Intervention

Family Wellness

-  Family Violence Support Services
-  Shelter, Transitional Housing and Housing Assistance
-  Food Assistance
-  Tax Preparation Services

Community Engagement

-  Promotoras
-  Resident Leadership Academy
-  National City Family Resource Center
-  COVID-19 Response and Support

Youth Development and Education

-  Youth Prevention and Intervention
-  Chula Vista and San Diego Promise Neighborhoods
-  Foster and Transitional Youth Support
-  Career and Technical Education
-  Our Safe Place

JOIN US! DONATE • ADVOCATE • LEARN

SBCS



OUR MISSION STATEMENT

SBCS (formerly South Bay Community Services) transforms communities to support the well-being and prosperity of San Diego children, youth and families. Our services and supports — based in the strengths of local communities — help those throughout our region to reach their fullest potential and touch the lives of more than 50,000 people each year.

Our 2023 goals

For more than 50 years, SBCS has transformed communities throughout San Diego. As we look toward the future, our team of more than 400 staff remain dedicated to strengthening communities and creating pathways for success for the most vulnerable in the region. SBCS is also committed to providing support to San Diegans as they navigate the impacts of the recent pandemic and economic challenges, with programs including food and housing assistance, educational support, mental health services and violence-prevention services.

The areas we serve

Child well-being, youth development and education, family wellness, community engagement.

Fundraising events

SBCS hosts an annual Change Their Lives event to raise funds for youth and children's services. SBCS is also a beneficiary of the annual Stars & Stripes Golf Tournament and holds Thanksgiving and holiday fundraising drives. More information on all donation opportunities can be found at sbcssandiego.org

Calling all volunteers

Volunteers help SBCS enhance

programs and services for families in need. Becoming a volunteer is also personally and professionally rewarding, allowing community members to create a lasting impact in the lives of others, as well as acquire valuable work experience and connect with neighbors. Learn more and apply at sbcssandiego.org/volunteer/.

Donation opportunities

Your tax-deductible gift helps local children, youth and families throughout the year with shelter, food, emergency services, counseling, job readiness, academic support and more. For additional information, please contact Larissa Tabin at (619) 420-3620 or ltabin@csbcs.org



ESTABLISHED 1971

430 F St. Chula Vista, CA 91910

Phone: 619-420-3620

Website: sbcssandiego.org

Email: info@csbcs.org

Facebook: [sbcssandiego](https://www.facebook.com/sbcssandiego)

Twitter: [sbcssandiego](https://twitter.com/sbcssandiego)

Instagram: [sbcssandiego](https://www.instagram.com/sbcssandiego)

LinkedIn: [sbcs-san-diego](https://www.linkedin.com/company/sbcs-san-diego)

EXECUTIVES

Kathie Lembo
President & CEO

BOARD OF DIRECTORS

Sean Kilkenny
Board Chair, Dudek

Diane Mueller
Past Chair, Tucker Sadler
Architects Inc.

Maria Guasp
Vice Chair, Community Member

Kevin O'Neill
Audit Committee Chair,
Community Member

J.C. Hurtado-Prater
Secretary, Community Member

David Bejarano
Community Member

Nick Franco
Community Member

Rachel Gregg
SDSU

Ceanne Guerra
Cox Communications

Maria Mora
Community Member

Bill Ostrem
Community Member

Hale Richardson
Community Member

TRUECARE



OUR MISSION STATEMENT

To improve the health status of our diverse communities by providing quality healthcare that is comprehensive, affordable and culturally sensitive.

Our 2023 goals

Increased access to affordable, high-quality healthcare is paramount to our region and at TrueCare, we recognize this need and take actionable steps to make healthcare and resources available throughout San Diego and Riverside Counties.

The areas we serve

TrueCare is a comprehensive health system with 13 modern, state-of-the-art health centers located throughout north San Diego and Riverside counties.

Fundraising events

2023 TrueCare Grand Gala
Join us for a hot night in Havana - an elegant evening with a sizzle!
Saturday, March 11, 2023
Seabird Resort, Oceanside
For more details visit truecare.org

Calling all volunteers

TrueCare is looking for motivated individuals who want to make a difference by helping people in our community live healthier lives. For more information, please contact us at volunteer@truecare.org.

Donation opportunities

Our giving opportunities below are tangible ways you can make a difference in your community.

- Uber Health Rides ensures a patient can get to a much-needed appointment.
- Our Mobile Wellness Unit brings dental care directly to patients who need it most.
- Heartfelt Care provides essential and complete medical care to patients, regardless of ability to pay.
- Our Women's OB Program helps moms receive critical care and support to care for new babies.



ESTABLISHED 1971

150 Valpreda Road,
San Marcos, CA 92069

Phone
760-736-6767

Website
truecare.org

Email
development@truecare.org

Facebook
[@healthtruecare](https://www.facebook.com/healthtruecare)

Twitter
[@healthtruecare](https://twitter.com/healthtruecare)

EXECUTIVES

Michelle D. Gonzalez, M.P.A.,
President and CEO

BOARD OF DIRECTORS

Russell Riehl, Chair
Palomar Health

Andrés Martin,
Vice-Chair
Ramona High School

Harriet H. Carter,
Treasurer
Attorney-at-Law

Dulce Benetti,
Director,
California State University
San Marcos

Carmen Huertero,
Ex Officio,
Housing As A Platform, Inc.

Craig Jung,
Retired,
Healthcare Industry Professional

Adriana Andrés-Paulson,
Davita Kidney Care

Karen Pearson,
Director,
Community Representative

Walt Steffen,
Retired,
LCSW, County of San Diego

Jay Timacdog,
Director,
Davita Kidney Care

Health inside. Welcome in.
truecare™

We're making
 a difference
 every day.

Today, access to affordable healthcare is more important than ever. For 50 years, TrueCare has provided quality heartfelt care to the communities we serve—regardless of insurance status or ability to pay. But we can't do it without you. Give today and impact the health of our community.



Alison Zachry, MD, FAAP
 Lead Float Physician,
 Pediatrician



Uber Health Rides

Your gift ensures a TrueCare patient can get to a much needed appointment.



Mobile Wellness Unit

Your gift of any amount directed to the Mobile Wellness Unit brings dental care directly to patients who need it most.



Women's Health OB program

Helping a new mom receive the critical healthcare and support to care for her new baby.



Heartfelt Care

Your gift helps provide essential and complete medical care to patients, regardless of ability to pay.


Your **generosity** supports programs and services that impact lives everyday.

#healthforall

Give today. Change tomorrow.

Make an even greater impact for the future with a recurring donation.

(760) 566-1437 / truecare.org/get-involved



FROM T4

said Dr. Tessa Tinkler, co-author of the report. “Most importantly, we also found that the majority of San Diegans believe they can make a difference in their communities by personally giving or volunteering.”

Evidence of a strong San Diego nonprofit sector

- Strong cash reserves and healthy financial positions: In a survey of 250 local nonprofit leaders, nonprofits reported an average of eight months’ cash reserves, far more than the one to three months nonprofits typically have on hand. Nearly two-thirds (64 percent) of nonprofit leaders reported their financial health as somewhat or very strong.

- Effective collaboration strategies that improve impact: 85 percent of nonprofit leaders reported participating in a collaborative, coalition or network, and nearly all felt the collaborative work positively impacted communities.

- A more productive dialogue about equity and social justice



EDUARDO CONTRERAS U-T

The report by The Nonprofit Institute includes a survey of nearly 250 local nonprofit leaders.

issues within the sector and with foundation and government partners:

Nonprofit leaders reported small, incremental gains in increasing racial/ethnic diversity

on leadership teams and boards.

- Increased recognition for the ways climate change intersects with the mission focus of all nonprofits: Leaders across subsectors recognize the ways

in which climate change affects their constituents and want to develop the capacity to contribute to regional solutions.

- A growing philanthropy sector focused on San Diego:

The Conrad Prebys Foundation, which formally started making grants in 2020, is the first private foundation with more than \$1 billion in discretionary assets dedicated primarily to San Diego County.

- Alignment between nonprofit needs and philanthropy practices: According to nonprofit leaders, funders have reportedly changed their grantmaking practices to increase trust between nonprofits and funders and better align with nonprofit needs. Some of these practices include increasing unrestricted funding, prioritizing funding for BIPOC-serving organizations and improving transparency in decision-making.

“The report points out some of the ways San Diegans can support the local nonprofit sector,” said Tinkler. “We recommend San Diegans advocate with their friends and elected officials for the causes that concern them and support the nonprofits that advance those causes. People should engage directly with the nonprofits that protect their quality of life in the region,” she added. “It can be as simple as asking them how you can help.”

“OUR GREATEST RESPONSIBILITY IS TO BE GOOD ANCESTORS.”

Jonas Salk

You are an essential part of our success. By partnering with the Salk Institute, you join a visionary group of people dedicated to investing in the research necessary to uncover the answers and develop solutions to the greatest challenges of our time. Our scientific endeavors will only take flight with partners like you.

Thank you for your passion and commitment to change the world for the better. www.salk.edu/learnmore

Rank*	Name	City	Website	Year of formation	Year of nonprofit status	Total revenue	Total expenses	Total assets	Total annual employees	Total annual volunteers
1	San Diego Symphony Orchestra Association	San Diego	sandiegosymphony.org	1928	1949	47,933,671	33,902,123	108,915,150	799	200
2	Theatre & Arts Foundation of San Diego County	La Jolla	lajollaplayhouse.org	1954	1958	61,817,025	17,542,715	76,758,479	446	1,000
3	Old Globe Theatre	San Diego	theoldglobe.org	1937	1952	16,473,770	15,948,051	79,168,056	395	
4	La Jolla Music Society	La Jolla	ljms.org	1969	1971	4,762,258	6,089,102	82,475,317	36	100
5	San Diego Theatres Inc.	San Diego	sandiegotheratres.org	2003	2004	7,655,923	8,983,109	11,672,893	269	11
6	San Diego Opera Association	San Diego	sopera.org	1953	1959	8,117,025	6,404,013	13,356,852	329	150
7	NAMM Foundation	Carlsbad	nammfoundation.org	1997	1999	1,270,328	2,308,237	10,996,876	-	75
8	San Diego Repertory Theatre Inc.	San Diego	sdrep.org	1976	1976	4,921,312	4,804,555	1,633,837	149	2,000
9	San Diego Youth Symphony	San Diego	sdys.org	1946	1975	1,750,650	1,738,320	3,059,907	55	105
10	North Coast Repertory Theatre - A Non Profit Corporation	Solana Beach	northcoastrep.org	1982	1983	2,489,882	2,325,457	1,419,412	121	
11	Diversionary Theatre Productions Inc.	San Diego	diversionary.org	1987	1992	2,142,892	908,847	2,773,138	22	20
12	Cygnnet Theatre Company	San Diego	cygnettheatre.com	2002	2003	2,257,341	2,316,145	1,007,681	173	
13	Lambs Players Theatre	Coronado	lambsplayers.org	1993	1995	1,924,455	2,055,135	870,819	74	504
14	Spreckels Organ Society	San Diego	spreckelsorgan.org	1988	1992	328,502	244,017	3,549,793	4	
15	A Step Beyond	Escondido	a-step-beyond.org	2013	2013	1,105,577	992,165	1,936,161	25	170
16	CYT San Diego	El Cajon	cytsandiego.org	2011	2013	1,754,903	1,752,335	487,812	127	350
17	New Village Arts Inc.	Carlsbad	newvillagearts.org	2001	2002	856,162	848,118	1,969,074	29	100
18	Mainly Mozart Inc.	San Diego	mainlymozart.org	1988	1994	1,348,236	1,325,154	650,747	26	100
19	La Jolla Symphony and Chorus Association Public Programs	La Jolla	lajollasympphony.com	1957	1960	588,053	502,499	2,005,560	4	236
20	San Diego Musical Theatre	San Diego	sdmt.org	2006	2007	1,464,357	1,341,513	70,005	-	20
21	Moonlight Cultural Foundation	Vista	moonlightfoundation.com	1974	1991	916,511	918,891	738,180	7	
22	Villa Musica	San Diego	villamusica.org	2005	2006	1,172,651	1,053,135	305,520	45	38
23	City Ballet Inc.	San Diego	cityballet.org	1993	1994	1,073,394	1,078,287	189,429	24	
24	Southern California School Band and Orchestra Association	Carlsbad	scsboa.org	1969	1969	998,890	971,919	301,318	1	100
25	San Diego Civic Youth Ballet Inc.	San Diego	sdcyb.org	1970	1970	718,012	752,830	800,996	18	250
26	San Diego Junior Theatre	San Diego	juniortheatre.com	1948	1964	865,364	771,872	376,987	89	225
27	San Diego Ballet	San Diego	sandiegoballet.org	1990	1991	695,473	692,509	240,977	26	85
28	Fallbrook Music Society Inc.	Fallbrook	fallbrookmusicsociety.org	1979	1979	120,787	59,889	1,162,425	1	14
29	Malashock Dance & Company	San Diego	malashockdance.org	1988	1994	456,250	493,835	342,651	31	50
30	San Diego Children's Choir	San Diego	sdchoir.org	1990	1996	536,482	585,837	170,402	13	75

* Rank determined by revenue, expenses and assets.

78%

of nonprofit leaders in the arts, culture and humanities say demand for their services has increased.

50%

of nonprofit leaders surveyed reported having a waitlist for services.

Rank*	Name	City	Website	Year of formation	Year of nonprofit status	Total revenue	Total expenses	Total assets	Total annual employees	Total annual volunteers
1	Museum of Contemporary Art San Diego	La Jolla	mcasd.org	1941	1943	11,456,776	6,850,591	122,838,995	68	27
2	USS Midway Museum	San Diego	midway.org	1992	1998	9,957,373	18,374,718	89,557,357	319	850
3	San Diego Museum of Art	San Diego	sdmart.org	1935	1935	10,361,109	11,870,104	79,415,089	171	472
4	Mingei International Inc.	San Diego	mingei.org	1974	1975	17,560,134	3,569,711	52,748,162	48	58
5	San Diego Society of Natural History Balboa Park	San Diego	sdnhm.org		1925	10,054,284	10,480,373	51,863,023	273	769
6	Putnam Foundation	San Diego	timkenmuseum.org	1965	1952	9,446,482	2,173,267	42,386,685	42	104
7	The New Children's Museum	San Diego	thinkplaycreate.org	1981	1981	3,231,534	3,616,755	20,437,024	93	28
8	Maritime Museum Association of San Diego	San Diego	sdmaritime.org	1948	1967	2,963,923	3,038,954	16,666,370	102	247
9	San Diego Air & Space Museum	San Diego	sandiegoairandspace.org	1961	1963	4,424,166	5,019,566	8,062,020	96	150
10	San Diego Museum of Man	San Diego	museumofus.org	1915	1958	2,309,712	3,690,487	6,624,017	90	78
11	San Diego Sports Association	San Diego	sdhoc.com	1960	1962	828,460	562,176	9,394,776	6	6
12	Museum of Photographic Arts	San Diego	mopa.org	1974	1974	1,893,581	2,333,976	3,583,587	75	25
13	Oceanside Museum of Art	Oceanside	oma-online.org	1998	1997	947,209	1,182,468	4,985,039	13	172
14	Museum School Collaborative	San Diego	museumschool.org	1998	2012	2,805,681	2,706,481	720,167	40	150
15	San Diego Children's Discovery Museum	Escondido	sdcdm.org	1999	2001	1,346,785	1,484,518	2,507,366	56	29
16	Pacific Southwest Railway Museum	La Mesa	psrm.org	1964	1966	290,974	354,591	3,901,953	-	60
17	San Diego Automotive Museum Inc.	San Diego	sdautomuseum.org	1984	1987	587,979	801,300	2,418,536	12	71
18	Antique Gas & Steam Engine Museum Inc.	Vista	agsem.com	2001	1982	510,699	484,070	2,530,136	5	
19	San Diego Model Railroad Museum Inc. Robert Mcbane	San Diego	sdmrm.org	1980	1982	688,011	867,596	1,268,808	34	315
20	Flying Leatherneck Historical Foundation	San Diego	flyingleathernecks.org	1989	1994	276,440	311,019	1,179,970	4	
21	Pioneer Hook & Ladder	San Diego	sandiegofirehousemuseum.com	1962	1964	86,574	95,481	741,778	1	47
22	New Americans Museum Inc.	San Diego	newamericansmuseum.org	2002	2002	366,692	324,684	125,182	5	10
23	San Dieguito Heritage Museum	Encinitas	heritageranch.bravesites.com	1988	1990	81,088	97,446	310,859	4	
24	Motor Transport Museum	Campo	motortransportmuseum.org		1989	96,242	74,736	267,389		
25	San Diego Electric Railway Association	National City	sdera.org		1987	82,534	51,160	286,425		
26	California Surf Museum Encinitas	Oceanside	surfmuseum.org	1992	1992	122,738	146,899	123,539	4	
27	VAW VRC	San Diego	vaw-vrcreadyroom.org		2006	55,081	5,906	152,086		
28	Chicano Park Museum and Cultural Center	San Diego	chicanoparkmuseum.org		2015	75,703	15,828	89,726		

* Rank determined by revenue, expenses and assets.

71%

of survey respondents say that volunteers are very important or essential in delivering their mission.

39%

of respondents reported it was difficult to get the volunteers their organizations needs.

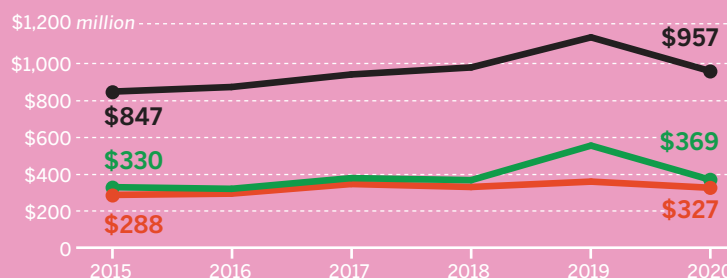
Rank*	Name	City	Website	Year of formation	Year of nonprofit status	Total revenue	Total expenses	Total assets	Total annual employees	Total annual volunteers
1	San Diego Symphony Foundation	San Diego		2002	2003	838,405	5,704,351	98,331,923	-	10
2	Tessitura Network Inc.	El Cajon	tessituranetwork.com	2002	2003	40,653,155	39,686,945	20,653,947	200	210
3	NTC Foundation	San Diego	ntcfoundation.org	2000	2001	15,656,384	7,508,158	51,356,055	7	
4	San Diego Comic Convention	San Diego	comic-con.org	1975	1977	3,969,856	11,503,116	46,420,748	84	
5	Old Globe Endowment Trust	San Diego		1992	1999	1,632,955	417,369	50,142,026	-	
6	Japanese Friendship Garden Society of San Diego	San Diego	niwa.org	1981	1981	2,585,397	2,009,439	14,928,426	29	
7	California Center for the Arts Escondido Foundation	Escondido	artcenter.org	1994	1996	6,432,180	6,923,691	1,637,426	216	315
8	Joe Martin Foundation for Exceptional Craftsmanship	Vista	craftsmanshipmuseum.com	2005	2003	509,433	369,022	10,459,567	6	
9	Athenaeum Music & Arts Library	La Jolla	ljathenaeum.org	1899	1944	1,784,209	1,898,362	6,478,119	18	60
10	San Diego Historical Society	San Diego	sandiegohistory.org	1928	1952	1,907,291	2,602,296	5,624,317	33	362
11	Balboa Park Conservancy	San Diego	balboapark.org	1923	2011	3,017,691	3,261,982	2,877,492	33	250
12	Lux Art Institute	Encinitas	icasandiego.org	1998	1998	1,151,013	1,286,409	6,576,308	38	
13	Balboa Park Cultural Partnership	San Diego	bpcp.org	2003	2005	3,364,916	3,106,515	2,244,404	22	110
14	Taiwanese-American Foundation of San Diego	San Diego	taiwancenter.com	1996	1997	592,396	232,085	6,527,348	2	
15	News Revenue Hub Inc.	San Diego	fundjournalism.org	2017	2018	2,624,111	1,766,051	2,566,027	11	
16	New International Cottages Inc.	San Diego			2017	3,119,001	2,733,192	545,975	-	
17	Save Our Heritage Organization	San Diego	sohosandiego.org	1969	1971	1,012,887	1,008,201	4,373,042	21	
18	La Jolla Historical Society	La Jolla	lajollahistory.org	1964	1965	386,804	711,592	5,131,673	7	200
19	Mt. Soledad Memorial Association	La Jolla	soledadmemorial.org	1969	1968	627,481	525,368	4,284,772	3	37
20	Pangea Foundation	San Diego	pangeafoundation.org	1996	1997	2,339,082	2,334,917	145,927	10	
21	United Portuguese S.E.S. Inc.	San Diego	upses.com	1934	2004	337,706	372,911	4,103,374	6	
22	Voice Of San Diego	La Jolla	voiceofsandiego.org	2004	2005	1,741,372	1,890,516	737,277	19	20
23	San Diego Chinese Historical Society and Museum	San Diego	sdchm.org	1986	1991	161,151	291,462	3,621,772	11	40
24	Volcan Mountain Foundation	Julian	volcanmt.org	1988	1992	233,884	170,875	3,411,300	5	75
25	MCRD Museum Historical Society, MCRD Museum Foundation	San Diego	mcrdmuseumfoundation.org	1988	1989	539,665	566,455	2,645,162	12	42
26	San Diego Nihongo Kyoiku Shinkokai	San Diego	sdminato.org	1979	1979	1,046,306	1,130,849	1,342,169	82	
27	San Diego Center for Jews Culture	La Jolla	lfjcc.org	1999	1999	1,626,288	1,626,288	-	-	500
28	Musical Merit Foundation of Greater San Diego	San Diego	musicalmerit.org	1946	1948	77,347	97,688	2,954,150	-	5
29	California Ballet Association Inc.	San Diego	californiaballetschool.com	1968	1969	1,506,090	1,530,838	60,782	6	100
30	San Diego Hua Xia Chinese School Incorporation	San Diego	sdhxcs.org	1997	1998	721,086	607,561	1,765,953	34	10

* Rank determined by revenue, expenses and assets.

ARTS, CULTURE AND HUMANITIES

10.5% OF TOTAL ORGANIZATIONS | 2,426 AVERAGE TOTAL EMPLOYMENT IN 2021

Revenue, expenses and assets



● ASSETS (IN MILLIONS)

\$957.3

● REVENUE (IN MILLIONS)

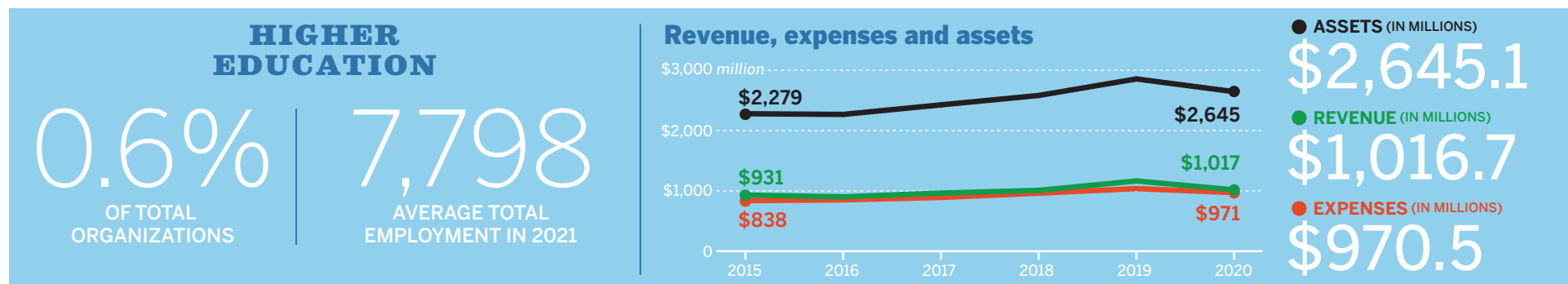
\$369.3

● EXPENSES (IN MILLIONS)

\$326.5

Rank*	Name	City	Website	Year of formation	Year of nonprofit status	Total revenue	Total expenses	Total assets	Total annual employees	Total annual volunteers
1	University of San Diego	San Diego	sandiego.edu	1949	1946	520,612,377	495,729,961	1,513,056,957	6,131	1,200
2	National University	La Jolla	nu.edu	1971	1972	550,478,609	241,601,300	1,273,278,667	3,265	18
3	UC San Diego Foundation	La Jolla	foundation.ucsd.edu	1972	1996	179,741,135	157,351,436	1,175,095,315	-	41
4	San Diego State University Foundation	San Diego	foundation.sdsu.edu	1943	1944	178,549,792	161,491,730	198,532,473	3,326	340
5	Campanile Foundation	San Diego	tcf.sdsu.edu	1999	2000	58,386,499	30,596,236	431,718,778	-	32
6	Point Loma Nazarene University	San Diego	pointloma.edu	1918	1937	151,214,169	144,325,553	199,779,876	2,533	25
7	Northcentral University	La Jolla	ncu.edu	2004	2008	145,274,941	143,879,196	86,005,227	603	18
8	California State University San Marcos Corp.	San Marcos	csusm.edu/corp	1990	1991	27,345,202	28,641,771	142,839,009	734	46
9	California Western School of Law	San Diego	cwsl.edu	1975	1975	46,796,179	47,456,853	67,408,736	496	42
10	Point Loma Nazarene University Foundation	San Diego	pointloma.edu	1965	1963	2,051,828	1,550,414	66,873,359	-	10
11	Alliant Educational Foundation	San Diego	allianted.org	2003	2003	6,586,377	3,134,687	53,165,647	3	-
12	San Diego Christian College	Santee	sdcc.edu	1971	1971	20,336,925	19,205,690	4,522,812	288	13
13	Thomas Jefferson School of Law	San Diego	tjssl.edu	1995	1996	12,045,016	12,690,234	17,802,285	130	9
14	John Paul The Great Catholic University	Escondido	jpgcatholic.edu	2006	2004	8,647,581	8,080,456	9,923,381	156	-
15	High Tech High Graduate School of Education	San Diego	hthgse.edu	1999	2010	5,724,345	6,085,462	6,243,218	36	20
16	University of Saint Katherine	San Marcos	usk.edu	2010	2015	7,308,220	6,595,129	1,906,305	99	-
17	National University Academy Sparrow	La Mesa	sparrowschool.org	2018	2019	3,345,451	2,744,622	1,593,097	39	145
18	National University Academy Dual Language Institute	La Jolla		2018	2020	2,916,651	2,374,921	1,307,813	-	25
19	Southern California Seminary	El Cajon	socalsem.edu	1947	1949	2,452,987	2,443,238	1,240,081	56	20
20	National University Academy 1001 Steam	San Diego		2018	2020	1,482,799	1,074,532	1,438,940	-	9
21	California Institute for Human Science	Encinitas	cihs.edu	1991	1992	930,137	969,305	304,860	11	-
22	California International Business University	San Diego		1995	1996	575,128	742,843	200,221	19	-
23	Calvary Chapel University Inc.	San Diego	calvarychapeluniversity.edu	2013	2016	504,034	499,374	102,838	5	6
24	Messianic Jewish Theological Institute	San Diego	mjti.org	2003	2004	259,019	278,509	186,099	7	-
25	Logos College	Coronado			2014	77,075	72,306	346,526	-	-
26	Int'l Theological Institute for Studies on Marriage & the Family	Coronado		2001	1946	209,418	212,013	53,849	-	-
27	Pacific Theological Seminary	San Diego	newseminarysd.org		2019	159,845	71,156	105,581	-	-
28	United States International University-Africa	La Mesa	usiu.ac.ke		2006	107,681	107,719	16,619	-	-

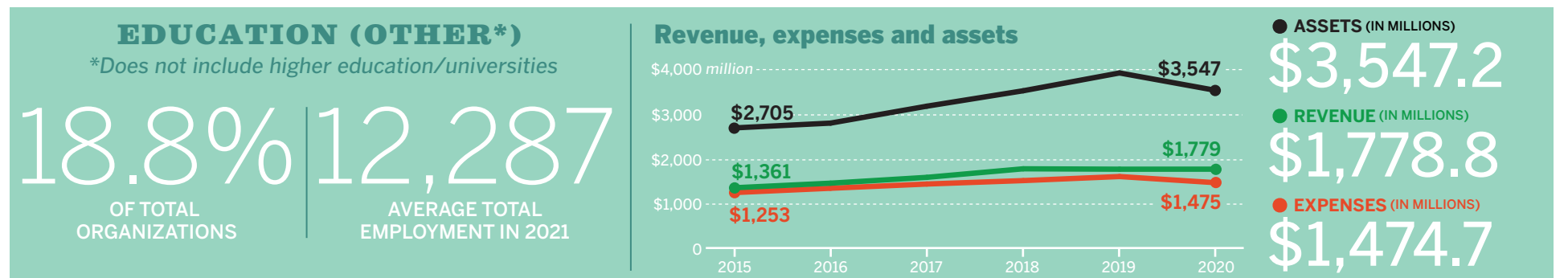
* Rank determined by revenue, expenses and assets.



TOP NONPROFITS BY SECTOR | EDUCATION | OTHER EDUCATION

Rank*	Name	City	Website	Year of formation	Year of nonprofit status	Total revenue	Total expenses	Total assets	Total annual employees	Total annual volunteers
1	AVID Center	San Diego	avid.org	1992	1997	61,146,519	55,145,099	134,506,037	1,154	10
2	Francis Parker School	San Diego	francisarker.org	1912	1943	56,893,272	43,475,930	149,430,246	486	300
3	High Tech High	San Diego	hightechhigh.org	1999	1999	74,297,571	73,162,485	64,005,799	954	200
4	La Jolla Country Day School	La Jolla	ljcds.org	1926	1957	43,836,101	41,302,144	102,697,916	394	265
5	Aztec Shops Ltd.	San Diego	aztecshops.com	1932	1953	42,587,259	44,379,578	98,212,583	1,394	7
6	HTH Learning	San Diego	hightechhigh.org	1999	2002	7,445,224	10,891,760	134,115,833	-	25
7	The Children's Education Initiative	San Diego		2019	2020	53,653,261	782,163	94,480,464	-	
8	Pacific Ridge School	Carlsbad	pacificridge.org	2003	2004	27,327,048	23,363,565	75,290,152	226	80
9	Santa Fe Christian Schools	Solana Beach	sfc.net	1985	1986	35,353,992	24,036,751	65,477,628	305	600
10	Hawking Steam Charter Schools Inc.	Chula Vista	hawkingschools.org	2012	2015	14,587,848	16,763,449	86,250,521	192	46
11	Foundation for Grossmont and Cuyamaca Colleges GCCCD Auxiliary	El Cajon	gcccd.edu/auxiliary	2000	2001	45,937,518	34,617,351	30,257,601	60	12
12	Student Success Programs Charter School of San Diego	San Diego	charterschool-sandiego.net	2003	2005	30,132,469	29,358,019	46,726,992	300	5
13	Classical Academy Inc.	Escondido	classicalacademy.com	1999	2000	31,931,456	29,929,296	38,902,112	454	717
14	San Diego Jewish Academy	San Diego	sdja.com	1979	1980	18,702,706	19,853,952	60,657,178	209	50
15	Pacific Coast Academy	Poway		2017	2017	40,509,206	37,611,618	15,354,317	186	
16	Associated Students of San Diego State University	San Diego	as.sdsu.edu	1932	1950	26,439,919	26,450,076	26,334,833	227	76
17	The O'Farrell Charter Schools Ingenuity Charter School	San Diego	ofarrellschool.org	2009	2011	24,702,888	21,390,160	28,549,962	308	28
18	Helix Charter High School	La Mesa	helixcharter.net	1998	2008	28,671,567	27,766,343	11,137,161	448	30
19	King-Chavez Academy of Excellence, King-Chavez Neighborhood of Schools	San Diego	king/chavez.org	1999	2002	22,102,362	21,226,274	23,118,162	277	85
20	Steele Canyon High School	Spring Valley	schscougars.org	2006	2009	23,764,286	22,305,975	17,756,533	265	25
21	Literacy First Charter Schools	San Diego	lfcsinc.org	2001	2005	17,655,282	18,454,976	26,237,742	267	713
22	Army & Navy Academy	Carlsbad	armyandnavyacademy.org	1910	1945	11,338,437	12,340,340	34,944,301	216	45
23	Institute for Effective Education	San Diego	tiee.org	1972	1973	14,162,512	12,925,003	28,285,426	272	26
24	American Heritage Education Foundation	Escondido	amhef.org	2000	2001	2,574,828	2,826,272	49,085,624	1	2
25	Coastal Academy Charter School Inc.	Escondido	classicalacademy.com	2003	2004	15,302,020	14,265,699	24,340,111	301	187
26	California State University San Marcos Foundation	San Marcos	csusm.edu/giving/foundation	2009	2009	4,433,074	5,414,886	40,874,551	-	31
27	Albert Einstein Academies	San Diego	aeacs.org	2005	2007	15,332,834	15,121,900	19,876,993	204	
28	Community Collaborative Charter School	San Marcos	excelacademy.education	2015	2016	18,058,297	18,887,644	11,403,735	237	4
29	Siatech Inc. Guajome Park Siatech	Oceanside		2004	2005	20,801,378	19,090,002	8,410,334	153	-
30	Guajome Park Academy Inc. Charter School 50	San Diego	guajome.net	1994	2002	15,374,940	14,572,994	17,021,266	207	100

* Rank determined by revenue, expenses and assets.



52 TOP NONPROFITS BY SECTOR | ENVIRONMENT

Rank*	Name	City	Website	Year of formation	Year of nonprofit status	Total revenue	Total expenses	Total assets	Total annual employees	Total annual volunteers
1	Center for Sustainable Energy	San Diego	energycenter.org	2000	2001	219,508,719	217,182,068	43,042,252	272	
2	Escondido Creek Conservancy	Escondido	escondidocreek.org	1991	1996	1,600,962	1,205,102	50,136,899	14	
3	San Diego Habitat Conservancy Don Scoles	San Diego	sdhabitat.org	2000	2002	2,181,515	651,219	25,154,702	6	15
4	Nature Collective	Solana Beach	thenaturecollective.org	1988	1993	6,891,363	5,822,107	14,604,853	30	
5	Fallbrook Land Conservancy	Fallbrook	fallbrooklandconservancy.org	1988	1989	2,882,363	429,545	19,604,475	4	100
6	San Diego River Park Foundation	San Diego	sandiegoriver.org	2001	2002	1,140,091	898,556	20,664,144	15	2,340
7	Quail Gardens Foundation Inc.	Encinitas	sdbgarden.org	1961	1963	4,032,117	3,530,188	11,670,193	56	377
8	Citizens Climate Education Corp.	Coronado	citizensclimateeducation.org	2008	2010	8,322,316	4,459,187	5,838,946	53	29,337
9	Back Country Land Trust of San Diego County	Alpine	backcountrylandtrust.org	1991	1996	318,906	322,848	14,672,229	1	
10	Environmental Health Coalition	National City	environmentalhealth.org	1982	1983	5,796,641	5,189,526	3,801,001	52	-
11	Environmental Research Center Inc.	San Diego	erc501c3.org	2009	2012	1,739,147	1,903,457	10,293,659	15	3
12	Center for Plant Conservation Inc.	Escondido	saveplants.org	1984	1984	812,545	770,317	9,136,790	-	21
13	Banyan Tree Educational Services	San Diego	banyantlc.org	2007	2008	4,513,876	4,405,700	1,495,936	103	8
14	Buena Vista Audubon Society	Oceanside	bvaudubon.org	1973	1973	212,457	451,137	9,277,807	3	110
15	Residential Energy Services Networks Inc.	Oceanside	resnet.us	1987	1988	3,438,331	3,088,084	2,614,785	8	
16	San Diego Audubon Society	San Diego	sandiegoaudubon.org	1953	1965	1,007,207	864,203	6,215,983	25	1,320
17	Wildcoast	Imperial Beach	wildcoast.net	2000	2000	2,214,910	1,959,350	3,660,123	14	
18	Hydrologic Research Center	San Diego	hrc-lab.org	1993	1993	2,057,502	2,102,873	1,834,861	12	4
19	San Dieguito River Valley Land Conservancy	San Diego	sdrvc.org	1986	1986	640,479	582,526	4,112,757	6	60
20	Kumeyaay Diegueno Land Conservancy	El Cajon	kdlc.org	2010	2010	87,378	64,119	4,728,477	-	-
21	Living Coast Discovery Center Chula Vista Nature Center Foundation	Chula Vista	thelivingcoast.org	2002	1997	1,784,960	1,923,462	1,115,870	40	300
22	Ecolife Conservation	Escondido	ecolifeconservation.org	2003	2004	2,778,553	1,497,302	326,754	10	
23	Civilization Research Initiative	Encinitas			2020	2,288,390	1,288,269	952,023	-	
24	I Love A Clean San Diego County Inc.	San Diego	cleansd.org	1954	1974	1,508,757	1,398,627	1,125,666	36	
25	Friends of the Water Conservation Garden	El Cajon	thegarden.org	1990	2006	1,313,471	1,235,573	1,434,285	21	70
26	Ecological Life Systems Institute Inc.	Lakeside	rbgusa.org	1978	2014	1,859,039	1,461,920	468,087	-	-
27	Southwest Wetlands Interpretive Association	Imperial Beach	southwestwetlands.org	1980	1981	1,274,658	1,241,816	1,102,828	14	-
28	Protect Our Communities Foundation	Santa Ysabel	protectourcommunities.org	2009	2009	271,125	713,525	2,416,431	3	-
29	Batiquitos Lagoon Foundation	Carlsbad	batiquitosfoundation.org	1983	1983	110,355	94,099	2,836,214	1	78
30	San Diego Coastkeeper	San Diego	sdcoastkeeper.org	1995	1995	760,562	671,655	1,424,768	11	

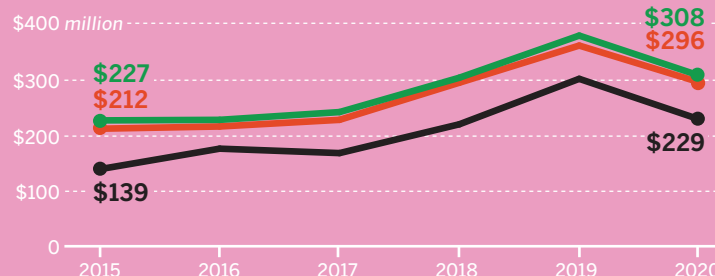
* Rank determined by revenue, expenses and assets.

ENVIRONMENT

2.5%
OF TOTAL ORGANIZATIONS

4,374
AVERAGE TOTAL EMPLOYMENT IN 2021
Includes animal-related

Revenue, expenses and assets



● REVENUE (IN MILLIONS)

\$307.5

● EXPENSES (IN MILLIONS)

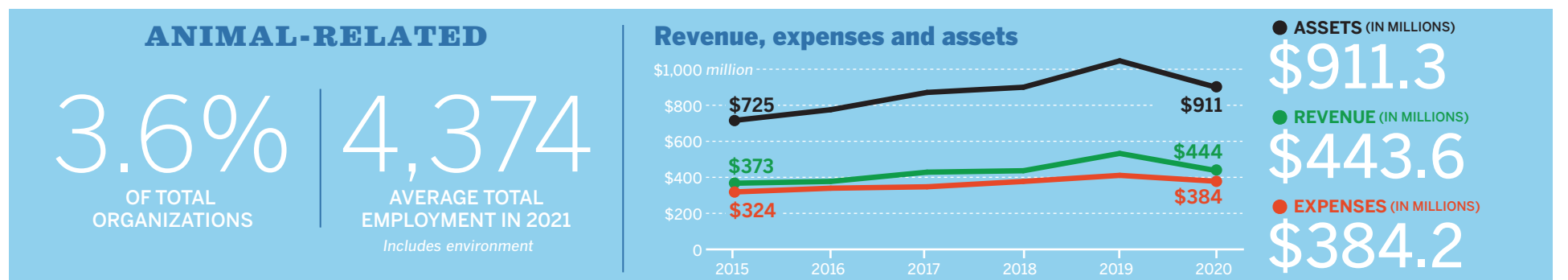
\$296.1

● ASSETS (IN MILLIONS)

\$229.3

Rank*	Name	City	Website	Year of formation	Year of nonprofit status	Total revenue	Total expenses	Total assets	Total annual employees	Total annual volunteers
1	Zoological Society of San Diego	San Diego	sdzwa.org	1916	1942	246,948,614	289,371,168	827,183,810	3,603	1,885
2	San Diego Humane Society & SPCA	San Diego	sdhumane.org	1880	1938	45,691,033	45,512,031	70,615,617	763	3,491
3	Endangered Habitats Conservancy	San Diego	ehleague.org/endangeredhabitatsconservancy	2005	2007	24,116,415	1,844,153	71,239,197	7	
4	Helen Woodward Animal Center	Rancho Santa Fe	animalcenter.org	1972	1972	23,866,495	14,436,101	50,720,661	224	
5	Inter-American Tropical Tuna Commission	La Jolla	iattc.org	1949	1988	9,886,005	11,994,861	6,827,249	50	
6	Rancho Coastal Humane Society	Encinitas	rchumanesociety.org	1960	1967	6,176,056	2,778,924	11,881,049	97	45
7	Hubbs SeaWorld Research Institute	San Diego	hswri.org	1963	1963	4,727,059	4,819,262	7,355,027	46	55
8	Lions Tigers & Bears	Alpine	liontigersandbears.org	2001	2003	4,503,634	2,621,278	5,980,890	40	
9	White Horse Inc.	San Diego	whitehorseinn.com	2009	2011	3,677,524	2,730,208	2,546,891	24	
10	Castleton Ranch Horse Rescue Inc.	Valley Center	castletonranchhorserescue.org	2004	2005	1,788,709	1,772,719	1,877,667	4	12
11	Pacific Animal Welfare Society Paws of Coronado	Coronado	pawsofcoronado.org	2003	2003	559,536	623,931	3,793,572	18	
12	Villa Chardonnay Horses With Wings	Julian	villachardonnay.org/	2009	2018	1,289,179	939,581	2,503,178	-	
13	Foundation for Animal Care and Education	San Diego	face4pets.org	2006	2007	1,515,059	1,283,918	1,463,990	7	
14	Seal-Naval Special Warfare Foundation-San Diego	Carlsbad	sealfamilyfoundation.org	2010	2010	1,504,469	1,107,186	1,155,703	2	
15	Bunny's Buddies	San Diego	bunnysbuddies.org		2018	1,488,140	1,452,230	547,824	1	
16	Friends of Cats Inc.	Lakeside	friendsofcats.org	1954	1965	718,729	618,653	2,004,608	15	
17	California Labradors Retrievers and More Rescue	Oceanside	labsandmore.org	2011	2011	1,333,719	1,132,727	361,940	-	
18	Greyhound Adoption Center California	La Mesa	houndsavers.org	1987	1999	401,323	584,584	1,253,939	15	447
19	Shelter to Soldier Inc.	San Diego	shelertosoldier.org	2012	2012	952,515	757,517	413,260	11	
20	Rescue House	Encinitas		1999	2000	494,880	545,610	922,048	-	
21	Animal Pad	San Diego	theanimalpad.org	2012	2013	976,075	773,724	202,351	-	
22	Pawsitive Teams Inc.	San Diego	pawsteams.org	1999	1999	272,157	229,899	1,306,372	2	
23	Spay-Neuter Action Project	San Diego	snap-sandiego.org	1992	1996	733,014	591,093	438,883	23	26
24	MGM Animal Foundation	Rancho Santa Fe	rescueexpress.org	2000	2013	342,133	192,348	1,198,441	-	
25	Remiatte Foundation	San Diego		2007	2006	231,749	148,774	1,334,371	-	3
26	San Diego Companion Rabbit Society Inc.	San Diego	sandiegorabbits.org	2006	2007	545,530	560,545	552,465	11	160
27	East County Animal Rescue	El Cajon	eastcountyanimalrescue.org	2002	2002	205,488	235,634	1,175,149	1	
28	Thrive Animal Rescue Inc.	San Diego	thriveanimalrescue.com	2014	2014	556,624	330,989	640,822	1	
29	Ark Antiques	La Jolla	arkantiques.org		2002	534,255	597,781	346,302	11	30
30	Douc Langur Foundation Inc.	San Diego	douclangur.org	2008	2008	293,211	115,808	1,051,421	-	

* Rank determined by revenue, expenses and assets.





ARIANA DREHSLER FOR THE U-T

Dr. Vishal Bansal, chief of trauma surgery, looks at an X-ray of a patient's leg in April at Scripps Mercy Hospital in San Diego.



ALEJANDRO TAMAYO U-T FILE

A COVID-19 patient is flipped by the nurses and staff, all in protective gear, at Sharp Chula Vista Medical Center's ICU in June 2020.

Rank*	Name	City	Website	Year of formation	Year of nonprofit status	Total revenue	Total expenses	Total assets	Total annual employees	Total annual volunteers
1	Scripps Health	San Diego	scripps.org	1924	1955	3,487,106,523	3,243,387,752	6,720,360,494	18,038	1,296
2	Sharp Healthcare	San Diego	sharp.com	1946	1957	1,636,198,372	1,762,599,312	4,493,325,854	13,772	-
3	Sharp Memorial Hospital	San Diego	sharp.com	1981	1984	1,371,656,268	1,157,911,232	3,482,350,019	5,579	282
4	Rady Children's Hospital-San Diego	San Diego	rchsd.org	1954	1997	1,259,882,392	1,143,446,459	2,427,505,044	5,938	525
5	Grossmont Hospital Corp.	San Diego	sharp.com	1991	1991	859,537,675	820,615,588	1,311,443,464	4,242	578
6	Sharp Chula Vista Medical Center	San Diego	sharp.com	1964	1966	503,660,955	495,506,228	678,564,109	2,456	354
7	Sharp Coronado Hospital and Healthcare Center	San Diego	sharp.com	1938	1944	125,914,050	121,312,814	151,119,430	757	75
8	Rady Children's Hospital and Health Center	San Diego	rchsd.org	1980	1980	1,274,733	113,376	81,610,081	-	-
9	Sihanouk Hospital Corp.	San Diego	sihosp.org	1996	1997	8,524,601	8,147,482	2,845,780	-	-

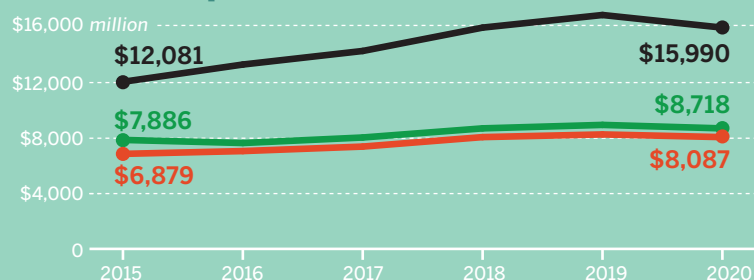
* Rank determined by revenue, expenses and assets.

HOSPITALS

0.2% OF TOTAL ORGANIZATIONS

23,004 AVERAGE TOTAL EMPLOYMENT IN 2021

Revenue, expenses and assets



● ASSETS (IN MILLIONS)

\$15,990.2

● REVENUE (IN MILLIONS)

\$8,717.5

● EXPENSES (IN MILLIONS)

\$8,086.8

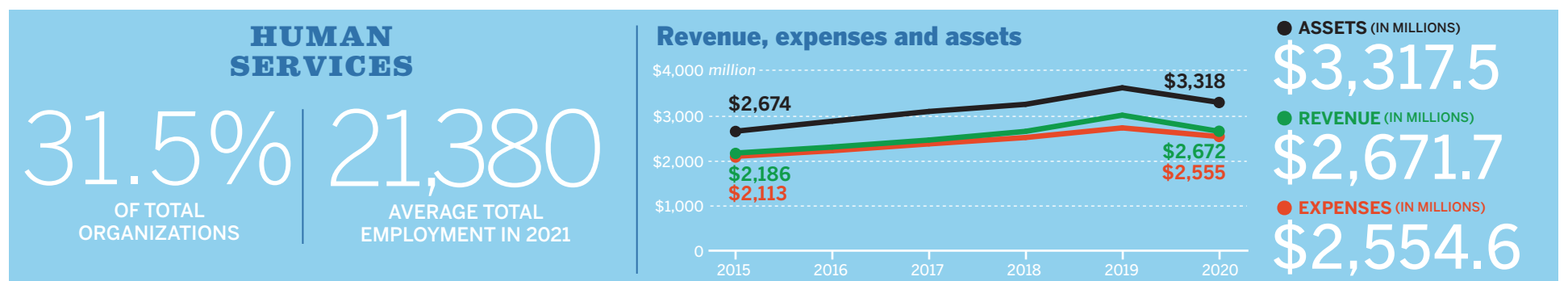
TOP NONPROFITS BY SECTOR | **HEALTH** | OTHER HEALTH

Rank*	Name	City	Website	Year of formation	Year of nonprofit status	Total revenue	Total expenses	Total assets	Total annual employees	Total annual volunteers
1	CHG Foundation	Chula Vista	chgsd.com	1994	1994	978,092,810	991,761,902	637,171,330	378	-
2	Scripps Research Institute	La Jolla	scripps.edu	1924	1991	414,846,612	444,003,884	973,580,297	2,199	12
3	Scripps Health Plan Services Inc.	La Jolla	scripps.org	2014	2015	789,770,963	788,400,291	217,998,744	164	-
4	Family Health Centers of San Diego Inc.	San Diego	fhcsd.org	1970	1984	276,293,909	217,501,080	352,477,068	2,316	224
5	Borrego Community Health Foundation	Borrego Springs	borregohealth.org	1991	1995	341,636,020	337,811,626	94,391,987	1,781	15
6	Centro de Salud de la Comunidad de San Ysidro Inc.	San Diego	syhc.org	1971	1973	254,956,244	242,162,311	199,098,917	2,192	
7	Sanford Burnham Prebys Medical Discovery Institute	La Jolla	sbpdiscovery.org	1976	1982	116,730,403	112,647,929	307,274,683	779	19
8	Planned Parenthood of the Pacific Southwest	San Diego	planned.org	1964	1965	105,611,824	87,018,699	82,422,855	760	299
9	Neighborhood Healthcare	Escondido	nhcare.org	1973	1973	101,789,810	88,939,388	76,651,787	890	-
10	North County Health Project Inc.	San Marcos	truecare.org	1973	1973	79,527,034	76,420,997	87,141,898	855	-
11	La Jolla Institute for Immunology	La Jolla	lji.org	1988	1989	80,623,646	81,170,041	60,537,089	478	
12	Mental Health Systems Inc.	San Diego	mhsinc.org	1978	1982	91,461,172	92,565,637	25,108,389	1,120	11
13	Vista Community Clinic	Vista		1972	1973	69,090,344	66,846,308	65,167,073	883	47
14	Community Research Foundation Inc.	San Diego	comresearch.org	1980	1996	77,081,989	76,781,501	20,745,009	1,211	174
15	La Maestra Family Clinic Inc.	San Diego	lamaestra.org	1987	1995	58,543,027	54,431,541	55,679,527	717	-
16	Sharp Healthcare Foundation	San Diego	give.sharp.com/sharp-foundation	1979	1980	24,408,919	14,711,702	114,060,380	19	140
17	New Alternatives Inc.	San Diego		1978	1978	56,015,790	55,452,498	41,388,066	1,101	50
18	Arch Health Partners Inc.	Poway	archhealth.org	2009	2010	63,067,174	67,403,244	13,166,643	387	9
19	Rady Children's Hospital Foundation- San Diego	San Diego	rchsd.org	1986	1986	51,030,791	63,397,591	26,690,052	59	1,097
20	Council of Community Clinics	San Diego	hcpsocal.org	1994	1978	56,240,682	52,824,703	29,801,531	80	22
21	Rady Children's Health Services-San Diego	San Diego	rchsd.org	1988	1989	54,002,421	52,594,643	11,303,383	46	-
22	Injured Marine Semper Fi Fund	Camp Pendleton	semperfund.org	2004	2004	39,775,196	38,890,105	35,832,824	176	
23	San Diego Blood Bank	San Diego	sandiegobloodbank.org	1950	1956	41,124,675	40,158,911	32,806,130	569	312
24	Sanford Consortium for Regenerative Medicine	La Jolla	sanfordconsortium.org	2006	2007	7,938,158	8,020,202	94,462,009	2	
25	Vista Hill Foundation	San Diego	vistahill.org	1957	1959	35,292,567	33,084,871	31,553,422	722	25
26	Meadowbrook Village Christian Retirement Community	Escondido	meadowbrookvillage.org	2004	2005	8,965,764	10,638,271	76,459,748	212	
27	Indian Health Council Inc.	Pauma Valley	indianhealth.com	1970	1970	31,668,747	27,275,617	36,674,725	237	-
28	San Diego Hebrew Homes	Encinitas	seacrestvillage.org	1944	1945	20,286,870	21,384,810	46,098,012	414	90
29	Rady Children's Hospital Research Center	San Diego	rchsd.org	1982	1983	10,911,639	23,031,608	39,191,794	62	-
30	San Diego Center for Children	San Diego	centerforchildren.org	1887	1936	23,880,634	23,723,225	20,019,404	488	500
31	San Diego Family Care	San Diego	sdfamilycare.org	2003	1972	25,121,491	23,891,011	15,896,162	286	
32	McAlister Institute for Treatment and Education Inc.	El Cajon	mcalisterinc.org	1977	1978	28,166,976	28,146,116	7,576,596	546	12
33	Southern Indian Health Council	Alpine	sihc.org	1982	1985	19,804,631	17,677,902	19,784,443	194	26
34	Gary and Mary West Health Institute	La Jolla	westhealth.org	2009	2009	22,500,002	23,462,961	9,921,581	22	
35	Ronald McDonald House Charities of San Diego Inc.	San Diego	rmhcsd.org	1978	1978	7,714,085	6,222,811	40,995,448	67	677
36	Grossmont Hospital Foundation	San Diego	give.sharp.com/grossmont-foundation	1985	1985	8,641,978	5,082,814	40,832,607	9	87
37	Veterans Medical Research Foundation of SD	San Diego	vmrf.org	1989	1987	15,896,245	16,115,745	8,524,692	181	1
38	Operation Samahan Health Clinic	National City	operationsamahan.org	1974	1974	15,315,386	12,874,757	9,436,341	164	1
39	Coronado Hospital Foundation	San Diego	give.sharp.com/coronado-foundation	1978	1991	4,702,716	1,329,268	29,904,468	5	74
40	Imperial Beach Community Clinic	Imperial Beach	ibclinic.org	1971	1972	10,968,249	10,789,133	11,980,984	138	-

* Rank determined by revenue, expenses and assets.

Rank*	Name	City	Website	Year of formation	Year of nonprofit status	Total revenue	Total expenses	Total assets	Total annual employees	Total annual volunteers
1	Community Eldercare of San Diego St. Paul's Pace	San Diego	stpaulspace.org	1999	1999	90,380,070	71,299,165	66,555,363	275	10
2	Jacobs & Cushman San Diego Food Bank	San Diego	sandiegofoodbank.org	2005	2006	82,380,607	70,479,361	38,873,012	89	25,000
3	SVDP Management Inc.	San Diego	neighbor.org	1992	1995	18,522,349	16,503,134	113,920,967	137	
4	Community Housing Works	San Diego	communityhousingworks.org	1988	1992	30,379,494	11,239,121	104,897,847	96	125
5	Feeding San Diego	San Diego	feedingsandiego.org	2007	2007	67,269,654	58,551,015	14,615,052	73	9,957
6	St. Vincent de Paul Village Inc.	San Diego	neighbor.org	1992	1994	51,627,679	35,534,760	34,587,821	428	
7	Housing Development Partners of San Diego	San Diego	hdpartners.org	1990	1994	4,842,601	5,502,429	60,435,909	-	
8	San Diego Rescue Mission Inc.	San Diego	sdrescue.org	1955	1957	23,515,845	17,676,371	26,217,582	146	1,678
9	Wakeland Housing and Development Corp.	San Diego	wakelandhdc.com	1998	1999	8,640,274	9,426,260	45,048,312	51	-
10	San Diego Interfaith Housing Foundation	Lemon Grove	sdihf.org	1969	1970	10,730,308	174,105	50,895,724	-	11
11	Esperanza Housing and Community Development Corp.	San Diego	chworks.org	1991	1992	835,773	3,677,955	51,920,065	-	
12	MAAC Housing Corp.	Chula Vista		2000	2004	4,962,993	3,843,076	46,058,266	-	
13	Regional Task Force on the Homeless Inc.	San Diego	rtfhdsd.org	2004	2005	9,784,626	9,545,310	28,033,270	32	1,500
14	Westminster Senior Apartments of San Diego Inc.	San Diego	westminstermanorsandiego.org	1971	2015	1,680,525	201,789	38,425,484	-	-
15	San Diego Habitat For Humanity Inc.	San Diego	sandiegohabitat.org	1988	1987	9,733,868	13,220,204	17,050,501	64	3,629
16	Seacrest Foundation	Encinitas		2002	2004	3,637,121	2,426,645	32,848,687	-	25
17	Pacific Southwest Community Development Corp.	San Diego	pswcdc.org	1996	1996	1,437,817	1,194,531	32,104,030	39	8
18	Affordable Senior Housing Foundation	Escondido		2017	2018	5,382,575	5,015,544	18,958,075	97	
19	Meals-On-Wheels Greater San Diego Inc.	San Diego	meals-on-wheels.org	1970	1972	7,454,494	5,963,915	12,117,255	99	3,292
20	Wesley Developments	San Diego			1985	9,563,496	13,327,751	1,558,058	-	
21	First Lutheran Developments Inc.	San Diego		1961	1985	7,905,605	10,198,848	-	4	7
22	Alpha Project for the Homeless, Escondido Gardens Housing Foundation	San Diego		1995	1994	8,107,185	773,543	7,223,251	2	4
23	Townspeople	San Diego	townspeople.org	1994	1994	2,354,960	2,440,919	10,234,128	21	
24	Lucky Duck Foundation	Del Mar	luckyduckfoundation.org	2005	2006	4,229,986	3,179,685	7,324,740	3	350
25	Mama's Kitchen	San Diego	mamaskitchen.org	1990	1995	5,118,625	3,271,892	6,083,197	26	1,431
26	San Diego Community Housing Corp.	San Diego	sdchc.org	1994	1995	1,396,831	1,973,991	9,896,785	11	7
27	Brother Benno Foundation Inc.	Oceanside	brotherbenno.org	1983	1984	4,022,155	4,041,989	4,993,054	31	500
28	Bay Vista Methodist Heights	Escondido	bvmh.org	1977	1996	327,131	1,146,268	11,436,614	5	
29	Community Housing Solutions North County Housing Foundation GP	San Diego	chworks.org	1995	1996	10,436,676	1,943,809	-	-	
30	Child Nutrition Program of Southern California Inc.	La Mesa		1981	1992	5,311,334	5,317,802	953,434	10	-

* Rank determined by revenue, expenses and assets.



Rank*	Name	City	Website	Year of formation	Year of nonprofit status	Total revenue	Total expenses	Total assets	Total annual employees	Total annual volunteers
1	American Council on Exercise	San Diego	acefitness.com	1986	1986	24,935,410	24,594,564	26,244,435	110	18
2	Girl Scouts San Diego-Imperial Council Inc.	San Diego	sdgirlscouts.org	1927	1947	12,835,189	11,640,751	34,597,582	385	10,926
3	Boys & Girls Clubs of Greater San Diego	San Diego	sdyouth.org	1954	1949	9,333,703	10,045,575	32,795,431	355	1,910
4	On Your Feet Inc.	Bonita	onyourfeetinc.net	2008	2009	16,286,359	16,368,029	1,780	-	
5	San Diego Bowl Game Association Holiday Bowl	San Diego	sandiegobowlgames.com	1977	1978	10,021,713	9,925,513	3,201,262	8	200
6	The Boys and Girls Clubs of San Dieguito	Encinitas	bgcsandieguito.org	1966	1967	5,897,905	6,341,842	10,116,275	350	87
7	San Diego Youth Foundation	San Diego	sdyouthservices.org	2010	2011	2,410,672	1,698,155	15,162,572	2	9
8	Boys & Girls Clubs of East County Inc.	Santee	bgcec.org	1985	1961	2,162,416	2,244,172	14,326,330	67	
9	Whispering Winds Catholic Conference Center Inc.	San Diego	whisperingwinds.org	1979	1980	2,907,062	2,282,895	12,160,951	42	
10	Pro Kids Golf Academy Inc. Colina Park Golf Course	San Diego	thefirstteesandiego.org	1994	1995	4,938,546	2,870,107	8,927,878	30	397
11	Elite Athlete Services LLC, Cecil J. Dunagan Sole Mbr	Chula Vista		2016	2019	6,062,049	7,036,449	2,302,428	51	
12	Boy Scouts of America 49 San Diego-Imperial Council	San Diego	sdicbsa.org	1914	1965	2,447,589	3,626,619	9,268,612	51	6,500
13	Junior Achievement of San Diego County	San Diego	jasandiego.org	1951	1994	2,071,667	2,113,446	9,676,920	43	3,435
14	Boys and Girls Club of Carlsbad	Carlsbad	bgccarlsbad.org	1952	1954	3,624,874	3,103,916	6,101,224	191	450
15	Just In Time For Foster Youth, Lori Haynes	San Diego	jittosteryouth.org	2006	2007	3,837,096	3,517,042	2,896,420	31	770
16	Carlsbad United FC	Carlsbad	ourcitysc.com	1999	1995	3,128,101	4,402,307	1,832,291	56	
17	Friends of Balboa Park	San Diego	friendsofbalboapark.org	1999	1999	1,369,227	942,574	6,638,333	17	300
18	Boys and Girls Clubs of South County	Imperial Beach	bgcscounty.org	1983	1983	3,057,267	2,563,755	3,267,029	204	100
19	Boys and Girls Club of Oceanside California Inc.	Oceanside	bgcoceanside.org	1952	1954	2,643,355	2,243,184	3,618,134	115	245
20	Boys and Girls Clubs of East County Foundation Inc.	Santee	bgcec.org	1990	1974	591,800	563,320	6,432,993	-	
21	Pine Valley Bible Conference WC Buxton	Pine Valley	pinevalleybible.com	1947	1948	1,269,143	1,662,086	4,553,454	75	
22	Access Youth Academy	San Diego	accessyouthacademy.org	2006	2006	1,030,455	2,412,255	3,988,384	6	30
23	Boys & Girls Club of San Marcos	San Marcos	boysgirlsclubsm.org	1979	1982	2,497,708	2,444,520	2,056,481	122	
24	International Surfing Association Inc.	La Jolla	isasurf.org	2010	2010	2,223,308	1,647,916	2,501,871	6	
25	Youth Tennis San Diego	San Diego	tennissandiego.com	1953	1956	1,446,054	1,723,950	3,088,296	58	30
26	San Dieguito Surf Soccer Club	Del Mar	surfsoccer.com	1983	1992	2,824,463	2,823,287	566,764	50	
27	Boys and Girls Club of Vista Foundation Inc.	Vista		1977	1979	368,300	202,093	5,508,215	-	4
28	Big Brothers Big Sisters of San Diego County Inc.	San Diego	sdbigs.org	1961	1961	2,329,634	2,115,438	1,166,823	38	
29	Greater San Diego Boys & Girls Clubs Foundation	San Diego	sdyouth.org/foundation.aspx	1984	1984	126,341	468,660	4,893,785	-	
30	Del Mar Carmel Valley Sharks	San Diego	dmcvsharks.com	1970	1993	1,738,325	1,877,085	1,700,506	39	

* Rank determined by revenue, expenses and assets.

43%

of nonprofit leaders predict the financial health of their organizations to be better in the next 12 months.

27%

of nonprofit leaders predict fundraising will be worse in the next 12 months.

Rank*	Name	City	Website	Year of formation	Year of nonprofit status	Total revenue	Total expenses	Total assets	Total annual employees	Total annual volunteers
1	San Diego Imperial Counties Developmental Services Inc.	San Diego	sdr.org	1982	1982	522,386,050	522,390,487	214,089,032	654	25
2	YMCA of San Diego County	San Diego	ymca.org	1882	1928	205,270,000	213,382,000	277,317,000	6,988	4,000
3	Casa de las Campanas Inc.	San Diego	casadelascampanas.com	1988	1996	45,357,988	38,527,099	227,115,881	501	23
4	Child Development Associates Inc.	Bonita	cdasd.org	1984	1986	115,372,319	115,306,886	16,418,540	277	
5	The Neighborhood House Assn.	San Diego	neighborhoodhouse.org	1923	1947	100,365,463	99,879,050	14,878,600	954	2,122
6	Goodwill Industries of San Diego County	San Diego	sdgoodwill.org	1930	1958	56,887,538	57,118,671	95,204,061	1,923	
7	Metropolitan Area Advisory Comm. on Anti-Poverty of San Diego County Inc.	Chula Vista	maacproject.org	1965	1968	52,943,132	50,910,836	82,125,480	563	202
8	Price Charities	La Jolla	pricecharities.com	2000	2018	10,990,716	9,772,880	164,280,959	20	-
9	St. Paul's Episcopal Home Inc.	San Diego	stpaulseniors.org	1961	1963	36,260,374	34,867,595	75,580,792	457	553
10	Job Options Inc.	San Diego	joboptionsinc.org	1994	1995	57,078,835	59,623,088	21,931,044	1,276	-
11	Jewish Family Service of San Diego	San Diego	jfssd.org	1918	1970	34,024,073	32,440,990	60,734,262	413	1,680
12	The Elizabeth Hospice Inc.	Escondido	elizabethhospice.org	1978	1979	41,148,349	38,107,547	36,554,482	375	491
13	The Arc of San Diego	San Diego	arc-sd.com	1953	1961	34,937,581	34,012,258	33,766,638	1,353	198
14	South Bay Community Services	Chula Vista	southbaycommunityservices.org	1971	1972	34,790,146	33,393,779	22,152,667	437	393
15	Community Collaborative Virtual School	San Marcos	sageoak.education	2015	2016	37,656,084	34,749,966	12,371,328	355	5
16	Home of Guiding Hands Corp.	El Cajon	guidinghands.org	1961	1961	29,543,956	26,846,477	27,492,817	1,044	135
17	TERI Inc.	Oceanside	teriinc.org	1980	1996	30,451,522	22,323,591	26,222,247	590	100
18	Alpha Project for the Homeless	San Diego	alphaproject.org	1987	1994	29,475,656	22,839,120	16,577,006	331	250
19	Episcopal Community Services	National City	escscalifornia.org	1927	1955	29,036,636	29,053,085	6,800,876	508	2,054
20	San Diego Workforce Partnership Inc.	San Diego	workforce.org	1974	1995	27,203,614	27,047,209	9,360,443	118	-
21	Federal Defenders of San Diego Inc.	San Diego	fdsdi.com		1971	28,525,028	28,257,722	3,246,897	158	
22	Mountain Shadows Support Group	Escondido	mtnshadows.org	1988	1993	19,392,155	15,441,962	24,197,094	495	-
23	San Diego Youth Services	San Diego	sdyouthservices.org	1970	1970	21,657,225	21,347,960	12,233,044	336	210
24	Community Catalysts of California	San Diego	communitycatalysts.org	1983	1994	21,052,624	20,377,218	10,500,189	427	6
25	Legal Aid Society of San Diego	San Diego	lassd.org	1953	1957	17,326,996	17,185,763	15,145,816	179	243
26	Towards Maximum Independence	San Diego	tmi-inc.org	1986	1986	19,251,599	18,539,241	11,087,277	480	10
27	Social Advocates for Youth San Diego Inc.	San Diego	saysandiego.org	1971	1973	18,525,756	18,548,724	10,709,769	578	173
28	Chicano Federation of San Diego County Inc.	San Diego	chicanofederation.org	1969	1970	16,053,465	15,560,773	14,039,823	97	14
29	Options for All Inc.	San Diego	optionsforall.org	2007	2007	18,698,272	17,458,139	8,991,830	530	40
30	The Gillispie School	La Jolla		1947	1947	7,888,775	7,123,642	27,101,334	86	40
31	Urban Corps of San Diego	San Diego	urbancorpssd.org	1989	1994	13,500,549	13,018,232	14,675,830	717	15
32	Casa de Amparo	San Marcos	casadeamparo.org	1979	1979	10,136,402	10,081,186	20,951,198	153	100
33	Challenged Athletes Inc.	San Diego	challengedathletes.org	1996	1997	12,850,262	11,247,604	17,058,450	29	1,500
34	Info Line of San Diego County 211 San Diego	San Diego	211sandiego.org	2003	2003	16,688,479	15,673,768	8,441,916	212	12
35	Walden Environment	San Diego	waldenfamily.org	1976	1977	17,130,901	16,266,155	7,173,492	129	30
36	Serving Seniors	San Diego	servingseniors.org	1970	1973	10,978,804	9,367,932	19,322,781	102	576
37	Catholic Charities, A Community Service Ministry of the Diocese Of San Diego	San Diego	ccdsd.org	1974	1946	11,615,578	13,079,720	14,898,699	221	1,455
38	Hospice of the North Coast	Carlsbad	hospicenorthcoast.org/	1980	1983	12,603,729	9,886,373	16,219,061	137	156
39	North County Lifeline Inc.	Vista	nclifeline.org	1973	1973	12,934,271	12,256,109	6,189,200	166	307
40	Charitable Adult Rides & Services Inc.	San Diego	otgrides.org and www.careasy.org	2010	2011	11,759,854	11,606,950	7,710,300	115	125

* Rank determined by revenue, expenses and assets.

Rank*	Name	City	Website	Year of formation	Year of nonprofit status	Total revenue	Total expenses	Total assets	Total annual employees	Total annual volunteers
1	Project Concern International	San Diego	pciglobal.org	1961	1963	53,415,731	49,473,888	25,292,306	132	6,534
2	International Relief Teams	San Diego	irteams.org	1990	1994	46,003,774	45,975,196	5,485,456	8	166
3	Hope Worldwide Ltd.	San Diego	hopeww.org	1991	1995	19,582,305	17,347,502	8,639,959	64	8,574
4	Edify	San Diego	edify.org	2009	2009	7,442,994	5,592,814	5,922,704	23	33
5	Nature and Culture International	Del Mar	natureandculture.org	1997	1998	6,083,096	4,766,156	7,164,283	7	20
6	Institute of the Americas	La Jolla	iamericas.org	1981	1982	1,142,703	1,546,493	15,049,496	12	21
7	Floresta USA Inc. DBA Plant with Purpose	San Diego	plantwithpurpose.org	1984	1985	4,855,758	5,330,635	4,799,547	22	24
8	WCG Cares	Carlsbad	wcgcares.org	2013	2014	2,882,300	2,762,659	2,262,556	8	
9	Foundation for the Children of the Californias	San Diego	usfcc.org	1990	1995	724,694	1,392,730	5,754,469	5	24
10	Project Mexico of the Orthodox Church	Chula Vista	projectmexico.org	1992	1992	1,745,315	1,928,358	1,902,679	16	479
11	Amor Ministries Inc.	San Diego	amor.org	1980	1981	2,118,917	2,308,940	1,044,633	23	7,350
12	Rancho De Sus Ninos Inc.	Tecate	ranchodesusninos.org	1999	1995	2,357,529	2,001,933	669,721	29	2
13	Serving Hands International	San Diego	servinghands.org	1982	1983	1,983,205	1,860,255	1,087,383	-	
14	Mexican Medical Inc. Mexican Medical Ministries	Lemon Grove	mexicanmedical.com	1969	1967	1,306,686	1,134,172	2,073,503	6	
15	Advancing Students Forward	San Diego	advancingstudentsforward.org	2002	2002	1,884,030	304,716	2,231,661	2	12
16	Amity Institute Ltd. Amity Institute Intl. Teacher Exchange	San Diego	amity.org		1966	939,011	883,598	1,760,338	11	
17	Christian Children's Health & Hope Mission	Vista	cchhm.org	1998	1999	1,607,118	1,618,279	33,162	-	25
18	Friends of the Trinitarians	San Diego			2004	1,532,840	157,400	1,383,900	-	
19	De Colores Foundation	Chula Vista	decoloresfoundation.org	2002	1999	153,087	56,501	2,734,598	-	
20	Dalit Solidarity	San Diego	dalitsolidarity.org	2000	2000	911,686	925,692	98,096	-	6
21	Open Air Campaigners Albania Inc.	El Cajon	oaci.org	2008	2008	853,148	774,273	226,687	-	70
22	Genesis International Orphanage Foundation	Chula Vista	giov.org		2001	583,732	468,767	676,838	-	
23	Just Like My Child Foundation	San Diego	justlikemychild.org	2006	2006	494,836	586,425	631,623	-	
24	Loloma Foundation	San Diego	lolomafoundation.org	2003	2003	781,706	762,941	138,829	-	7
25	Rotary Club of Coronado Foundation Coronado Foundation Club	Coronado	coronadorotary.org	1988	1998	359,488	374,709	828,708	1	245
26	Agua Viva Ministries	National City	aguaviva.com	1986	1988	704,646	748,033	92,494	-	
27	Lord Loves the Children Inc.	San Diego	casaestrellafoundation.com		2006	465,650	428,735	577,654	-	
28	Surfaid International USA Surf Aid USA	Encinitas	surfaid.org	2002	2002	684,979	377,497	355,136	2	15
29	Via International Inc.	San Diego	viainternational.org	1974	1976	549,899	569,255	178,631	5	1,100
30	Tijuana Christian Mission City of Refuge	San Ysidro		1976	1976	614,227	635,665	40,181	-	

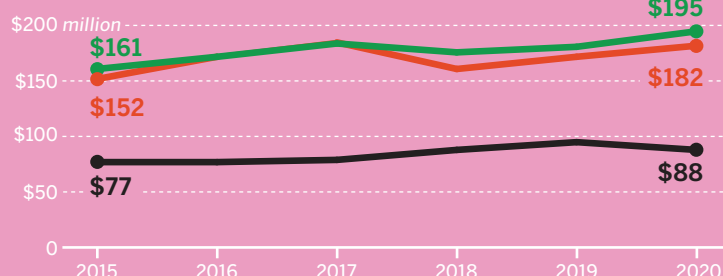
* Rank determined by revenue, expenses and assets.

INTERNATIONAL

2.9%
OF TOTAL ORGANIZATIONS

316
AVERAGE TOTAL EMPLOYMENT IN 2021

Revenue, expenses and assets



REVENUE (IN MILLIONS)

\$194.8

EXPENSES (IN MILLIONS)

\$182.4

ASSETS (IN MILLIONS)

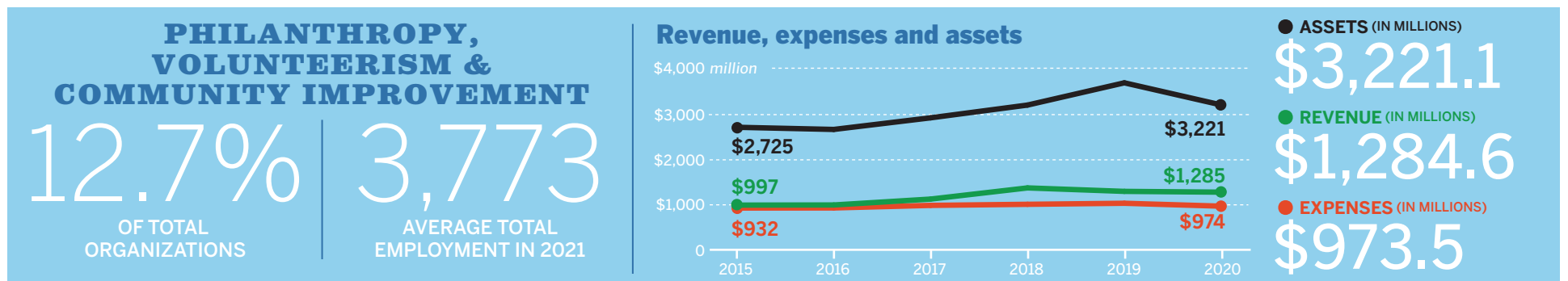
\$88.2

60 TOP NONPROFITS BY SECTOR | PHILANTHROPY, VOLUNTEERISM & COMMUNITY IMPROVEMENT

THE SAN DIEGO UNION-TRIBUNE | SUNDAY • DECEMBER 4, 2022

Rank*	Name	City	Website	Year of formation	Year of nonprofit status	Total revenue	Total expenses	Total assets	Total annual employees	Total annual volunteers
1	The San Diego Foundation	San Diego	sdfoundation.org	1975	1975	147,340,158	95,120,818	1,065,212,876	60	101
2	Gemological Institute of America Inc.	Carlsbad	gia.edu	1931	1998	202,112,976	213,727,144	629,848,234	1,326	
3	Jewish Community Foundation of San Diego	San Diego	jcfсандiego.org	1967	1968	106,011,475	82,881,549	448,399,166	19	-
4	System Management Group	La Jolla	nusystem.org	2005	2007	36,398,383	69,939,985	185,989,054	409	18
5	Rancho Santa Fe Foundation	Rancho Santa Fe	rsffoundation.org	1981	1982	11,932,197	12,909,370	147,599,725	10	23
6	Community Foundation Charitable Real Estate Fund	San Diego	jcfсандiego.org	1998	1998	1,212,218	2,359,221	96,519,581	-	6
7	Catholic Community Foundation of San Diego	San Diego	ccfsd.org	2015	2016	3,424,563	1,784,883	80,037,722	4	
8	International Community Foundation	National City	icfdn.org	1990	1994	25,762,686	21,174,887	29,279,922	12	13
9	United Way of San Diego County	San Diego	uwsd.org	1973	1966	11,643,372	11,608,628	14,611,671	50	648
10	Jewish Federation of San Diego County	San Diego	jewishinsandiego.org	1941	1941	6,038,512	6,263,510	19,076,112	31	300
11	Accion San Diego	San Diego	accessity.org	1994	1996	6,323,193	3,257,844	20,556,045	36	5
12	The Mickelson Foundation Inc.	Carlsbad		2019	2020	13,767,545	13,733,112	1,874,867	-	1,200
13	Century Club of San Diego	La Jolla	farmersinsuranceopen.com	1961	2007	14,351,292	13,576,382	1,215,580	22	1,100
14	Civic San Diego	San Diego	civicsd.com	1975	1980	6,279,804	10,171,520	8,892,496	31	9
15	Friends of@GISD	San Diego		2017	2018	6,906,309	-	15,787,787	-	5
16	San Diego Grantmakers	San Diego	catalystsd.org	1999	1999	5,574,424	4,502,701	7,083,916	11	60
17	Association for Community Housing Solutions	San Diego	tachs.org	1994	1994	2,207,557	2,097,531	12,523,667	12	
18	San Diego Christian Foundation Inc.	San Diego	sdcf.org & canyonvillasretirement.org	1977	1977	5,490,282	5,451,121	5,445,801	109	
19	Legacy Endowment-The Community Foundation	Fallbrook	legacyendowment.org	1994	1995	767,275	561,804	12,570,742	2	16
20	The Polis-Schutz Family Foundation	San Diego	jcfсандiego.org	1999	1999	260,315	12,585,351	-	-	6
21	Casa Foundation	San Diego	thecasafoundation.org	1994	1994	1,391,550	675,084	10,576,313	-	19
22	Coastal Community Foundation	Encinitas	coastalfoundation.org	1986	1991	1,803,353	1,319,553	8,117,417	2	130
23	Fermanian Family Foundation	La Jolla		1998	1998	436,082	392,016	9,690,440	-	
24	Del Mar Foundaion	Del Mar	delmarfoundation.org	1982	1982	1,387,715	263,533	7,757,627	2	
25	Alliance for Hope International	San Diego	allianceforhope.com	2003	2003	3,767,729	3,605,691	1,858,704	28	7
26	San Diego Region Small Business Development Corp.	San Diego		1989	2000	3,055,358	2,749,724	3,424,886	-	3
27	Tony Hawk Foundation	Vista	tonyhawkfoundation.org	2000	2001	2,340,827	2,661,498	4,004,908	7	-
28	Carlsbad Educational Foundation	Carlsbad	carlsbad.org	1982	1985	3,537,535	2,652,842	2,308,474	149	84
29	Pecan Community Association Inc.	La Mesa		1999	2000	972,849	716,761	6,177,977	-	
30	City Heights Community Development Corp.	San Diego	cityheightscdc.org	1981	1982	1,459,373	1,577,467	4,629,300	20	-

* Rank determined by revenue, expenses and assets.



TOP NONPROFITS BY SECTOR | OTHER PUBLIC BENEFIT

Rank*	Name	City	Website	Year of formation	Year of nonprofit status	Total revenue	Total expenses	Total assets	Total annual employees	Total annual volunteers
1	Salk Institute for Biological Studies	La Jolla	salk.edu	1960	1961	168,102,957	144,985,911	626,803,906	1,085	169
2	J. Craig Venter Institute Inc.	La Jolla	jcvi.org	1993	1995	17,928,609	30,374,779	100,269,815	180	
3	The California Institute for Biomedical Research	La Jolla	calibr.org	2011	2013	98,797,059	40,377,736	-	157	-
4	Vietnam Veterans of San Diego	San Diego	vvsd.net	1981	1981	18,175,464	18,667,503	48,441,652	264	31
5	San Diego County Tobacco Securitization Corp.	San Diego		2000	2020	33,132,260	27,102,269	15,071,714	-	
6	Southern California Tribal Chairmen's Association	Valley Center	sctca.net	1972	1980	19,989,212	19,796,878	5,123,852	112	
7	National Marine Mammal Foundation Inc.	San Diego	nmmfoundation.org	2007	2008	12,815,493	12,936,902	5,582,584	141	4
8	Reuben H. Fleet Science Center	San Diego	rhffleet.org	1957	1964	7,324,181	7,958,165	12,266,005	190	548
9	Blue Star Families Inc.	Encinitas	bluestarfam.org	2009	2009	7,782,845	7,728,351	7,293,620	58	-
10	Keiller Leadership Academy	San Diego	keillerleaders.org	2005	2007	7,052,816	6,784,597	4,193,333	103	
11	Voices For Children	San Diego	speakupnow.org	1982	1982	7,537,510	5,953,413	4,138,283	90	1,400
12	ACLU Foundation of San Diego and Imperial Counties Inc.	San Diego	aclusandiego.org	1988	1990	3,824,070	4,159,816	8,104,222	47	50
13	Charles Humphrey Keating IV Foundation	Coronado	c4foundation.org	2017	2017	2,447,812	1,349,071	10,397,671	2	
14	Equality Alliance of San Diego County	San Diego	alliancesd.org	2007	2008	4,572,384	4,317,894	2,031,425	118	
15	Theiss Research	La Jolla	theissresearch.org	2006	2006	3,136,866	2,844,328	2,304,562	36	4
16	Elementary Institute of Science	San Diego	eisca.org	1969	1969	1,048,458	1,089,772	5,399,915	39	30
17	Human Biomolecular Research	San Diego	hbri.org	1997	1997	498,821	839,941	4,939,411	5	
18	Scintillon Institute	San Diego	scintillon.org	2012	2014	2,271,259	2,719,212	955,614	26	
19	Build A Miracle	San Diego	buildamiracle.net	2001	2002	1,998,055	1,364,997	1,872,739	-	500
20	San Diego Lesbian & Gay Pride, San Diego Pride	San Diego	sdpride.org	1994	1995	1,176,781	1,610,136	2,320,157	13	2,406
21	California Court Appointed Special Advocate Association	San Diego	californiacasa.org	1987	1998	1,924,155	1,582,566	1,599,310	12	19
22	San Diego Navy League Foundation Inc.	San Diego		2008	2008	141,839	143,418	4,449,419	-	
23	Biocom Institute	San Diego	biocominstitute.org	2008	2008	1,758,659	1,813,560	780,351	9	50
24	International Conference on Learning Representations	La Jolla	iclr.cc	2018	2019	878,646	534,654	2,572,493	-	
25	Julian Center for Science and Education, California Wolf Center	Julian	californiawolfcenter.org		1985	893,688	739,628	1,027,637	8	100
26	Building Engineering and Science Talent Inc.	San Marcos	bestworkforce.org	2002	2002	1,074,934	1,068,279	446,274	3	
27	The Meteoritical Society	Del Mar	meteoriticalsociety.org	2014	2014	393,394	284,815	1,862,846	-	13
28	Group Conscience	Ramona	pemarro.org	1985	1986	783,378	767,664	746,134	21	5
29	Rise Urban Leadership Institute of San Diego, Rise San Diego	San Diego	risesandiego.org	2014	2014	1,066,363	765,899	360,529	23	
30	American Consumer Council	San Diego		1996	1997	633,930	464,691	671,371	2	

* Rank determined by revenue, expenses and assets.



UNION OF PAN ASIAN COMMUNITIES



U P A C

ESTABLISHED 1974

1031 25th Street,
San Diego, CA 92102

Phone
619-232-6454

Website
upacsd.com

Email
info@upacsd.com

Facebook
@upacsd

Twitter
@UPAC_SD

EXECUTIVES

Margaret Iwanaga Penrose,
President and CEO

BOARD OF DIRECTORS

Daisy S. Hom, C.P.A., Board Chair,
Duffy, Kruspodin, LLP

Dung (Dave) Van Huynh, M.D.,
Treasurer, Kaiser Permanente

Peifen (Sophia) Hu, M.D.,
Secretary, Kaiser Permanente

Bobbie Oudinarath, Director,
JP Morgan Chase & Co.,
Vice President, Relationship
Manager, Area Manager

OUR MISSION STATEMENT

The mission of the Union of Pan Asian Communities is to improve the general well-being and education of the Asian, Pacific Islander and other ethnic communities of San Diego County. UPAC recognizes the diverse cultural identities and strengths of these communities and their need for self-sufficiency.

Our 2023 goals

Vision: Uniting diverse cultures and generations for the good of all communities.

Courage: Identifying critical health, social and economic challenges and pursuing change.

Compassion: Providing essential human care services for those most in need.

Innovation: Uplifting voices and developing youth leadership.

The areas we serve

San Diego County

Fundraising events

Each May, UPAC hosts the Annual Leadership Awards Dinner honoring local leaders in our community and raising funds for UPAC's essential mental health services, addiction treatment and recovery programs and community engagement efforts. Become a sponsor, learn more and follow our event updates at upacsd.com.

Calling all volunteers

UPAC offers volunteer opportunities in the areas of mental health, addiction treatment and recovery, community engagement and business development, housing counseling and health promotion. Interested volunteers can visit upacsd.com to learn more.

Donation opportunities

UPAC relies on the generous support of our donors and partners. We encourage giving opportunities year-round to support our impactful programs. Your gift will make a difference in the lives of local individuals in-need.

- Make a donation at upacsd.com/donate
- Donate by mail at 1031 25th Street, San Diego, CA 92102
- Visit our social enterprise, The Neighborhood Enterprise Center (NEC), in City Heights. NEC consists of a Cafe featuring cultural dishes, a full-service catering company and a print and design shop, all run by youth from the community. Learn more at upacnec.org.



UNION OF PAN ASIAN COMMUNITIES

UNITING PEOPLE ACROSS CULTURES

OUR MISSION

UPAC provides health and human services that improve the overall well-being of underserved, culturally diverse populations throughout San Diego County. We recognize and celebrate the diversity of our region and strive to strengthen these communities to achieve self-sufficiency.

SERVICES

Addiction Treatment & Recovery | Adult & Older Adult Mental Health | Children & Adolescent Mental Health
Community Engagement & Business Development | Cultural Competency Training & Education | Housing Counseling

UPAC'S NEIGHBORHOOD ENTERPRISE CENTER

5296 University Ave. San Diego, CA 92105



UPAC's Neighborhood Enterprise Center (NEC) is a social enterprise located in City Heights. Our space serves the local community through youth employment, an affordable cafe featuring cultural dishes, catering services, an emergency food distribution center and more. Through **The Neighborhood Cafe & Catering** and **Writerz Blok Print Shop**, a diverse group of youth run businesses together while developing lifelong career, interpersonal and leadership skills. We invite you to stop by our Cafe for lunch, place a catering order, or purchase customized items from our Print Shop! Proceeds from NEC are invested back into our youth mentorship and employment programs.

Learn more at www.upacnec.org

THANK YOU UPAC PARTNERS:



Hom Family Fund at the San Diego Foundation | Hu Family | Huynh Family | Simon Wong | Thomas and Teresa Wang Charitable Fund



To donate, learn more, or get involved, visit:
www.upacsd.com



HandsOn
SAN DIEGO



We're on a mission to make volunteering easier.

We connect individuals, groups, and companies with local nonprofit organizations where they can donate their time and talents to high-impact projects. We handle the administration of volunteer projects from start to finish and have experienced volunteer leaders dedicated to each project.

Join thousands of volunteers to support the **causes you care about** and find projects that **fit your schedule and interests**.

- Animal Support
- Arts & Culture
- Children & Youth

- Disaster & Emergency
- Environment
- Health & Wellness

- Hunger & Homelessness
- Veterans & Military Families
- And many more!



31,904

Volunteers in Action



77,272

Hours Served



187

Nonprofits, Schools
& Parks Served



8,094

Projects Completed



HandsOnSanDiego.org

Get involved and strengthen our communities.